



Kotak Mahindra Investments Limited

Annexure I

Disclosures to be provided along with the application as per chapter XVII – Listing of Commercial Papers of SEBI Operational Circular for issue and listing of Non-Convertible Securities, Securitised Debt Instruments, Security Receipts, Municipal Debt Securities and Commercial Paper (SEBI/HO/DDHS/P/CIR/2021/613) dated August 10,2021, as updated from time to time

1. Issuer details:

1.1 Details of the issuer:

(i)

Name	Kotak Mahindra Investments Limited
Registered Office	27 BKC, C27 , G Block, Bandra Kurla Complex, Bandra East , Mumbai 400051
Mumbai Address	3rd Floor 12BKC ,C -12 G Block Bandra Kurla Complex ,Bandra East, Mumbai -400051.
CIN	U65900MH1988PLC047986
PAN	AAACH1075K

Line of Business: Kotak Mahindra Investments Limited is a Systematically Important Non- Banking Finance Company (NBFC).The Company is classified as NBFC – Investment and Credit Company (NBFC- ICC) by the RBI .The Company is engaged in providing finance for various lending business i.e. corporate loans, developer funding, servicing the existing portfolio of lending against securities, such other activities as holding long term strategic investments, etc.

(ii) Chief Executive (Managing Director / President/ CEO / CFO)

CEO	Mr. Amit Bagri
CFO	Mr. Jay Joshi

(iii) Group affiliation (if any): Kotak Mahindra Group

1.2 Details of the Directors:

Name	Designation	DIN	Date of Birth	Address	Director of the Company since	Details of other directorship
Mr. Uday Kotak	Chairman	00007467	15/3/1959	62, NCPA Apartments, Dorabjee Tata Marg, Nariman Point, Mumbai – 400 021.	1/10/2013	<ul style="list-style-type: none"> - Kotak Mahindra Bank Limited - Kotak Mahindra Asset Management Company Limited - Kotak Mahindra Capital Company Limited - Kotak Mahindra Life Insurance Company Limited (earlier known as Kotak Mahindra Old Mutual Life Insurance Limited) - Kotak Mahindra Prime Limited - The Mahindra United World College of India – Governing member (section 25 company) - The Anglo Scottish Education Society (Cathedral & John Connon School) - Member Board of Governors
Mr. Phani Shankar	Director	09663183	17/01/1971	Flat no 05, Kanchan Society, Sane Guruji Road, Dadar West, Mumbai	05/07/2022	<ul style="list-style-type: none"> - Kotak Infrastructure Debt Fund Ltd (Formerly known as Kotak Forex Brokerage Limited)
Mr. Amit Bagri	Managing Director	09659093	20/12/1973	904, B Wing, Dheeraj Serenity Towers, 2 nd Hansaband Lane, Santacruz West, Mumbai-400054	01/07/2022	
Mr. Paritosh Kashyap	Non-Executive Director	07656300	05/10/1968	Vervian, A/2202, Mahindra Eminente, S V Road Near Patkar College, Goregaon (West) Mumbai – 400062	09/12/2016	<ul style="list-style-type: none"> Kotak Infrastructure Debt Fund Limited (Formerly known as Kotak Forex Brokerage Limited)

Mr. Chandrashekar Sathe	Independent Director	00017605	01/09/1950	C-10, Dattaguru co-op Housing Society, Deonar Village Road, Deonar, Mumbai - 400088	30/3/2015 Reappointed on 30 th March, 2020	- Kotak Mahindra Prime Limited - Kotak Mahindra Trustee Company Limited - Kotak Mahindra Trusteeship Services Limited - Infinitum Productions Private Limited
Mrs. Padmini Khare Kaicker	Independent Director	00296388	15/04/1965	107 Cumbala Crest, 42, Peddar Road, Mumbai-	17/08/2015 Reappoint	- Rallis India Limited - J B Chemicals and Pharmaceuticals Limited - BOSCH LIMITED - BLUE DART EXPRESS LIMITED - DIVGI TORQTRANSFER SYSTEMS PRIVATE LIMITED
Mr. Paresh Shreesh Parasnis	Independent Director	02412035	October 11, 1961	14, Chaitra Heritage, Plot no 550, 11th Road, Chembur East, Mumbai 400071	18/10/2022 appointed	- Invesco Asset Management (India) Private Limited - CREDITACCESS LIFE INSURANCE LIMITED
Mr. Prakash Krishnaji Apte	Independent Director	00196106	May 06, 1954	803, Blossom Boulevard, Koegaon Park, Pune - 411001	13/02/2023 appointed	- GMMPfaudler Limited - Kotak Mahindra Bank Limited - Blue Dart Express Limited - Kotak Mahindra Life Insurance Company Limited - Fine Organic Industries Limited

1.3. Details of change in directors in last three financial years including any change in the current year:

Name, designation and DIN	Date of appointment/resignation	Remarks (viz.reasons for change ect)
Arvind Kathpalia (DIN: 02630873)	1 st April 2022	Resigned as a director
Rajiv Gurnani (DIN: 09560091)	4 th April 2022	Appointed as Director
Rajiv Gurnani (DIN: 09560091)	30 th June 2022	Resigned as a director
KVS Manian	30 th June 2022	Resigned as a director
Amit Bagri	1 st July 2022	Appointed as Director
Phani Shankar	5 th July 2022	Appointed as Director
Amit Bagri	8 th August 2022	Appointed as Managing Director
Paresh Shreesh Parasnis	18 th October 2022	Appointed as Independent Director
Prakash Krishnaji Apte	13th February 2023	Appointed as Independent Director

1.4. List of top 10 holders of equity shares of the company as on date or the latest quarter end:

Sr.No	Name and category of shareholder	Total no. of equity shares	No of shares in demat form	Total shareholding as % of total no. of equity shares
1	Kotak Mahindra Bank Limited (along with KMBL nominees)	5,622,578	-	100

1.5. Details of the statutory auditor:

Name and address	Name and address	Remarks
Kalyaniwala & Mistry LLP	Esplanade House, 29, 2nd Floor, Hazarimal Somani Marg, Fort, Mumbai- 400001.	Statutory Auditor from FY 22

1.6. Details of the change in statutory auditors in last three financial years including any change in the current year:

Name, address	Date of appointment/ resignation	Date of cessation (in case of resignation)	Remarks (viz. reasons for change etc)
Price Waterhouse Chartered Accountant LLP (From FY 2017-18 onwards) 252 Veer Savarkar Marg, Opp. Shivaji Park, Dadar, Mumbai		31 st March 2021	Retired at the conclusion of the 33 th AGM of KMIL held on 28 th July 2021. (Reason - Rotation of Auditors)
Kalyaniwala & Mistry LLP Chartered Accountants (From FY 2021-22 onwards) Esplanade House, 29, 2nd Floor, Hazarimal Somani Marg, Fort, Mumbai- 400001.	28 th July 2021. Appointed for a period of three years from the conclusion of the 33 rd AGM held on 28 th July 2021 till the conclusion of 36 th AGM		

1.7. List of top 10 debt securities holders as on 30th November 2023.

Sr No	Name of the holder	Category	Sum of Amount	Face Value	Holding of debt securities as a percentage of total debt securities outstanding of the issuer
1	Wipro Limited	Corporate	9,00,00,00,000	Face Value of Rs 10 lacs and 1 lac as per relevant Tranche	13.45%
2	HDFC Mutual Fund	Mutual Fund	8,44,00,00,000		12.62%
3	HDFC Bank Ltd	Bank	4,50,00,00,000		6.73%
4	Azim Premji Trust	Trust	3,50,00,00,000		5.23%
5	IIFL Wealth Management Ltd	Corporate	3,28,20,00,000		4.91%
6	IIFL WEALTH PRIME LIMITED	Corporate	2,89,00,00,000		4.32%
7	Kotak Mahindra Bank Ltd	Corporate	2,75,00,00,000		4.11%
8	SERUM INSTITUTE OF INDIA PVT. LTD.	Corporate	2,50,00,00,000		3.74%
9	HCL TECHNOLOGIES LIMITED	Corporate	2,00,00,00,000		2.99%
10	SERUM INSTITUTE LIFE SCIENCES PVT. LTD.	Corporate	2,00,00,00,000		2.99%

1.8. List of top 10 CP holder as on 30th November 2023.

Sr No	Name of CP holder	Category of CP holder	Face Value of CP holding	CP holding percentage as a percentage of total CP outstanding of the issuer
1	SBI Mutual Fund	Mutual Fund	500000	27.04%
2	Axis Mutual Fund	Mutual Fund		13.86%
3	Phonepe Private Limited	Corporate		9.41%
4	HDFC LIFE INSUARANCE COMPANY LIMITED	Corporate		7.85%
5	Mahindra & Mahindra Limited	Corporate		6.54%
6	ONE97 COMMUNICATIONS LIMITED	Corporate		5.23%
7	BANDHAN MUTUAL FUND	Mutual Fund		3.92%
8	Max Life Insurance Company Ltd	Insurance		3.92%
9	AU SMALL FINANCE BANK	Bank		2.61%
10	Bharat Biotech International Ltd	Corporate		2.61%

2. Material Information:

2.1. Details of all default/s and/or delay in payments of interest and principal of CPs, (including technical delay), debt securities, term loans, external commercial borrowings and other financial indebtedness including corporate guarantee issued in the past 5 financial years including in the current financial year:

Interest amount of Rs 2.08 crs due on rated Non-Convertible debenture (Series - KMIL/2016-17/014) was paid on next business day i.e. July 31, 2017 instead of July 28, 2017 due to an operational error

2.2. Ongoing and/or outstanding material litigation and regulatory strictures, if any.

There are no material litigation/s as on date. However, all the pending litigations by and against the Company are in the ordinary course of business. There are no regulatory strictures on the Company.

2.3. Any material event/ development having implications on the financials/credit quality including any material regulatory proceedings against the Issuer/promoters, tax litigations resulting in material liabilities, corporate restructuring event which may affect the issue or the investor's decision to invest / continue to invest in the CP.

None

3. Details of borrowings of the company, as on the latest quarter end:

3.1. a. Secured Non-Convertible Debentures as on November 30, 2023.

b. Unsecured Non-Convertible Debentures as on November 30, 2023.

c. CP as on November 30, 2023.

d. Refer Borrowing Annexure A

attached.

3.2. Details of secured/ unsecured loan facilities/ bank fund based facilities/ rest of the borrowing, if any, including hybrid debt like foreign currency convertible bonds (FCCB), optionally convertible debentures / preference shares from banks or financial institutions or financial creditors, as on last quarter end:

Lender's name (As on 30.09.2023)	Type of facility	Amt sanction ed (INR In Crs)	Principal Amt outstandi ng (INR In Crs)	Repayme nt date/Sch edule	Security	Credit rating	Asset classific ation
State Bank of India	CC/WCDL/TL	400	Nil	-	Refer Note 1 below	CRISIL AAA/Stable	Standard
		880	750	24th September 2026			
HDFC Bank Limited	CC/WCDL/TL	200	Nil	22 nd August 2023	Refer Note 1 below	CRISIL AAA/Stable	Standard
		1450	1031.87	31st August 2027			
Kotak Mahindra Bank Ltd	CC/WCDL/TL	650	150	25th September 2026	Refer Note 1 below	CRISIL AAA/Stable	Standard
Canara Bank	CC/WCDL	300	191	4 th March 2024	Refer Note 1 below	CRISIL AAA/Stable	Standard

Note 1: The above facility are secured by way of first and 's pari passu charge in favour of security Trustee on the Company the "Moveable Properties" which shall means the present and future:

- (i) Receivable;
- (ii) Other book debt of the Borrower (except the one excluded from the definition of Receivables);
- (iii) Such other current assets of the Borrower (except the one excluded from the definition of Receivables);and
- (iv) Other long term and current investments (except any strategic investment of the Borrower in the nature of equity shares, preference shares and venture capital units or any receivables therefrom.

3.3. The amount of corporate guarantee or letter of comfort issued by the issuer along with name of the counterparty (like name of the subsidiary, JV entity, group company, etc) on behalf of whom it has been issued, contingent liability including debt service reserve account (DSRA) guarantees/ any put option etc. None

Issue I:

PROPOSED DATE OF ISSUE	22 nd December 2023	
CREDIT RATING FOR CP	CRA-1	CRA-2
CREDIT RATING	A1+	A1+
ISSUED BY	CRISIL	ICRA
DATE OF RATING	November 30, 2023	December 15, 2023
VALIDITY FOR ISSUANCE	30 Days	1 Month
VALIDITY PERIOD OF RATING	1 Year	1 Year
FOR AMOUNT	Rs.3500.00 Crores(IPO)	Rs.3500.00 Crores(IPO)
CONDITIONS (if any)	STANDALONE	
EXACT PURPOSE OF ISSUE OF CP	After issue expenses, used for financing activities, repay debts, business ops including working Capital & investments.	
CREDIT SUPPORT (if any)	NO	
DESCRIPTION OF INSTRUMENT	Commercial Paper	
ISIN	INE975F14ZG1	
ISSUE AMOUNT (INR)	2,000,000,000/-	
AMOUNT (Discounted)	199,68,98,000/-	
Date of Allotment	22 nd December 2023	
MATURITY DATE	29 th December 2023	
ISSUED BY	Kotak Mahindra Investments Limited	
NET WORTH OF THE GUARANTOR COMPANY	NA	
NAME OF COMPANY TO WHICH THE GUARANTOR HAS ISSUED SIMILAR GUARANTEE	NA	
EXTENT OF THE GUARANTEE OFFERED BY THE GUARANTOR COMPANY	NA	
CONDITIONS UNDER WHICH THE GUARANTEE WILL BE INVOKED	NA	
Listing	Issue is proposed to be listed on BSE	
ISSUING AND PAYING AGENT	Kotak Mahindra Bank Ltd. 27 BKC, 3 rd Floor, Plot No. C-27, G – block, Bandra Kurla Complex, Bandra (E), Mumbai -400 051.	

4.2. CP borrowing limit, supporting board resolution for CP borrowing, details of CP issued during the last 15 months.

The Board approved CP borrowing limit is Rs.8000 crore. The Board resolution for the same is attached as Annexure B. The details of CP issued during last 15 months is attached as Annexure C.

4.3. End-use of funds. :

Issue proceeds will be used for various business operations including working capital requirements.

4.4. Credit Support/enhancement (if any): None

- (i) Details of instrument, amount, guarantor company :N.A
- (ii) Copy of the executed guarantee :N.A
- (iii) Net worth of the guarantor company :N.A
- (iv) Names of companies to which guarantor has issued similar guarantee : N.A
- (v) Extent of the guarantee offered by the guarantor company : N.A
- (vi) Conditions under which the guarantee will be invoked : N.A

5. Financial Information:

5.1. Audited / Limited review half yearly consolidated (wherever available) and standalone financial information (Profit & Loss statement, Balance Sheet and Cash Flow statement) along with auditor qualifications, if any, for last three years along with latest available financial results. Refer Annexure D

In case an issuer is required to prepare financial results for the purpose of consolidated financial results in terms of Regulation 33 of SEBI LODR Regulations, latest available quarterly financial results shall be filed.

Not Applicable

5.2. Latest audited financials should not be older than six month from the date of application for listing. Provided that listed issuers (who have already listed their specified securities and/or 'Non-convertible Debt Securities' (NCDs) and/or 'Non-Convertible Redeemable Preference Shares' (NCRPS)) who are in compliance with SEBI (Listing obligations and disclosure requirements) Regulations 2015 (hereinafter "SEBI LODR Regulations"), may file unaudited financials with limited review for the stub period in the current financial year, subject to making necessary disclosures in this regard including risk factors.

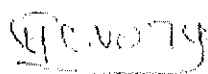
The financials with limited review report for the half year ended 30th September 2022 are attached as Annexure E.

6. Asset Liability Management (ALM) Disclosures:

6.1. NBFCs seeking to list their CPs shall make disclosures as specified for NBFCs in SEBI Circular nos. CIR/IMD/DF/ 12 /2014, dated June 17, 2014 and CIR/IMD/DF/ 6 /2015, dated September 15, 2015, as revised from time to time. Further, "Total assets under management", under para 1.a. of Annexure I of CIR/IMD/DF/ 6 /2015, dated September 15, 2015 shall also include details of off balance sheet assets.

The above disclosure are attached as Annexure F.

For Kotak Mahindra Investments Ltd

Authorised Signatory

a. Secured Non-Convertible Debentures as on November 30, 2023

Series	ISIN	Tenor/ Period of maturity	Coupon	Amount issued (INR Crore)	Date of allotment	Redemption date/ Schedule	Credit rating	Secured/ Unsecured	Security
LDD/2021-22/7250	INE975F07HJ7	854	5.20%	350	28-Sep-21	30-Jan-24	CRISIL – AAA	Secured	Refer Note
LDD/2021-22/7251	INE975F07HK5	1095	5.50%	150	28-Sep-21	27-Sep-24	CRISIL – AAA	Secured	Refer Note
LDD/2021-22/7252	INE975F07HK5	1095	5.50%	150	28-Sep-21	27-Sep-24	CRISIL – AAA	Secured	Refer Note
LDD/2021-22/7414	INE975F07HM1	1095	5.85%	200	16-Nov-21	15-Nov-24	CRISIL – AAA	Secured	Refer Note
LDD/2021-22/7445	INE975F07HN9	736	5.31%	300	29-Nov-21	05-Dec-23	CRISIL – AAA	Secured	Refer Note
LDD/2021-22/7446	INE975F07HN9	736	5.31%	99	29-Nov-21	05-Dec-23	CRISIL – AAA	Secured	Refer Note
LDD/2021-22/7447	INE975F07HO7	1100	5.90%	100	29-Nov-21	03-Dec-24	CRISIL – AAA	Secured	Refer Note
LDD/2021-22/7487	INE975F07HP4	786	5.50%	150	08-Dec-21	02-Feb-24	CRISIL – AAA	Secured	Refer Note
LDD/2021-22/7617	INE975F07HP4	767	5.50%	50	27-Dec-21	02-Feb-24	CRISIL – AAA	Secured	Refer Note
LDD/2021-22/7616	INE975F07HQ2	821	5.46%	50	27-Dec-21	27-Mar-24	CRISIL – AAA	Secured	Refer Note
LDD/2021-22/7614	INE975F07HR0	1124	5.66%	10	27-Dec-21	24-Jan-25	CRISIL – AAA	Secured	Refer Note
LDD/2021-22/7615	INE975F07HR0	1124	5.66%	65	27-Dec-21	24-Jan-25	CRISIL – AAA	Secured	Refer Note
LDD/2021-22/7827	INE975F07HP4	674	5.50%	100	30-Mar-22	02-Feb-24	CRISIL – AAA	Secured	Refer Note
LDD/2021-22/7828	INE975F07HP4	674	5.50%	100	30-Mar-22	02-Feb-24	CRISIL – AAA	Secured	Refer Note
LDD/2022-23/8298	INE975F07HS8	700	7.20%	125	27-Sep-22	27-Aug-24	CRISIL – AAA	Secured	Refer Note
LDD/2022-23/8298	INE975F07HS8	700	7.20%	90	27-Sep-22	27-Aug-24	CRISIL – AAA	Secured	Refer Note
LDD/2022-23/8298	INE975F07HS8	700	7.20%	10	27-Sep-22	27-Aug-24	CRISIL – AAA	Secured	Refer Note
LDD/2022-23/8378	INE975F07HT6	1096	7.43%	85.2	21-Oct-22	21-Oct-25	CRISIL – AAA	Secured	Refer Note
LDD/2022-23/8379	INE975F07HT6	1096	7.43%	31.5	21-Oct-22	21-Oct-25	CRISIL – AAA	Secured	Refer Note
LDD/2022-23/8380	INE975F07HT6	1096	7.43%	42	21-Oct-22	21-Oct-25	CRISIL – AAA	Secured	Refer Note
LDD/2022-23/8381	INE975F07HT6	1096	7.43%	12.6	21-Oct-22	21-Oct-25	CRISIL – AAA	Secured	Refer Note
LDD/2022-23/8382	INE975F07HT6	1096	7.43%	12.5	21-Oct-22	21-Oct-25	CRISIL – AAA	Secured	Refer Note
LDD/2022-23/8374	INE975F07HU4	1110	8.00%	25	21-Oct-22	04-Nov-25	CRISIL – AAA	Secured	Refer Note
LDD/2022-23/8375	INE975F07HU4	1110	8.00%	20	21-Oct-22	04-Nov-25	CRISIL – AAA	Secured	Refer Note
LDD/2022-23/8376	INE975F07HU4	1110	8.00%	10	21-Oct-22	04-Nov-25	CRISIL – AAA	Secured	Refer Note
LDD/2022-23/8578	INE975F07HW0	487	7.80%	55	29-Dec-22	29-Apr-24	CRISIL – AAA	Secured	Refer Note
LDD/2022-23/8579	INE975F07HW0	487	7.80%	27.6	29-Dec-22	29-Apr-24	CRISIL – AAA	Secured	Refer Note
LDD/2022-23/8580	INE975F07HX8	792	7.59%	100	29-Dec-22	28-Feb-25	CRISIL – AAA	Secured	Refer Note
LDD/2022-23/8581	INE975F07HV2	1127	7.37%	7	29-Dec-22	29-Jan-26	CRISIL – AAA	Secured	Refer Note
LDD/2022-23/8582	INE975F07HV2	1127	7.37%	26.2	29-Dec-22	29-Jan-26	CRISIL – AAA	Secured	Refer Note
LDD/2022-23/8583	INE975F07HV2	1127	7.37%	200	29-Dec-22	29-Jan-26	CRISIL – AAA	Secured	Refer Note
LDD/2022-23/8626	INE975F07HW0	469	7.81%	60	16-Jan-23	29-Apr-24	CRISIL – AAA	Secured	Refer Note
LDD/2022-23/8627	INE975F07HV2	1109	7.42%	11.5	16-Jan-23	29-Jan-26	CRISIL – AAA	Secured	Refer Note
LDD/2022-23/8628	INE975F07HV2	1109	7.42%	6.5	16-Jan-23	29-Jan-26	CRISIL – AAA	Secured	Refer Note
LDD/2022-23/8630	INE975F07HV2	1109	7.42%	5.5	16-Jan-23	29-Jan-26	CRISIL – AAA	Secured	Refer Note
LDD/2022-23/8629	INE975F07HV2	1109	7.42%	5.5	16-Jan-23	29-Jan-26	CRISIL – AAA	Secured	Refer Note
LDD/2022-23/8631	INE975F07HV2	1109	7.42%	5.5	16-Jan-23	29-Jan-26	CRISIL – AAA	Secured	Refer Note
LDD/2022-23/8633	INE975F07HV2	1109	7.42%	5.5	16-Jan-23	29-Jan-26	CRISIL – AAA	Secured	Refer Note
LDD/2022-23/8632	INE975F07HV2	1109	7.42%	5.5	16-Jan-23	29-Jan-26	CRISIL – AAA	Secured	Refer Note
LDD/2022-23/8634	INE975F07HV2	1109	7.42%	5.5	16-Jan-23	29-Jan-26	CRISIL – AAA	Secured	Refer Note
LDD/2022-23/8635	INE975F07HV2	1109	7.42%	100	16-Jan-23	29-Jan-26	CRISIL – AAA	Secured	Refer Note
LDD/2022-23/8640	INE975F07HZ3	729	7.70%	209	18-Jan-23	16-Jan-25	CRISIL – AAA	Secured	Refer Note
LDD/2022-23/8659	INE975F07IC0	1182	7.99%	25	27-Jan-23	23-Apr-26	CRISIL – AAA	Secured	Refer Note
LDD/2022-23/8660	INE975F07IB2	1208	7.37%	65	27-Jan-23	19-May-26	CRISIL – AAA	Secured	Refer Note
LDD/2022-23/8662	INE975F07IB2	1208	7.37%	7.5	27-Jan-23	19-May-26	CRISIL – AAA	Secured	Refer Note

LDD/2022-23/8663	INE975F071B2	1208	7.37%	50	27-Jan-23	19-May-26	CRISIL - AAA	Secured	Refer Note
LDD/2022-23/8731	INE975F071D8	1096	8.16%	1	23-Feb-23	23-Feb-26	CRISIL - AAA	Secured	Refer Note
LDD/2022-23/8732	INE975F071D8	1096	8.16%	200	23-Feb-23	23-Feb-26	CRISIL - AAA	Secured	Refer Note
LDD/2022-23/8733	INE975F071D8	1096	8.16%	25	23-Feb-23	23-Feb-26	CRISIL - AAA	Secured	Refer Note
LDD/2022-23/8734	INE975F071D8	1096	8.16%	50	23-Feb-23	23-Feb-26	CRISIL - AAA	Secured	Refer Note
LDD/2022-23/8735	INE975F071E6	1216	8.14%	10	23-Feb-23	23-Jun-26	CRISIL/ICRA - AAA	Secured	Refer Note
LDD/2022-23/8736	INE975F071E6	1216	8.14%	17.5	23-Feb-23	23-Jun-26	CRISIL/ICRA - AAA	Secured	Refer Note
LDD/2022-23/8737	INE975F071E6	1216	8.14%	1	23-Feb-23	23-Jun-26	CRISIL/ICRA - AAA	Secured	Refer Note
LDD/2022-23/8738	INE975F071E6	1216	8.14%	40	23-Feb-23	23-Jun-26	CRISIL/ICRA - AAA	Secured	Refer Note
LDD/2022-23/8739	INE975F071E6	1216	8.14%	20	23-Feb-23	23-Jun-26	CRISIL/ICRA - AAA	Secured	Refer Note
LDD/2022-23/8819	INE975F071F3	581	7.82%	100	14-Mar-23	15-Oct-24	CRISIL - AAA	Secured	Refer Note
LDD/2022-23/8820	INE975F071F3	581	7.82%	200	14-Mar-23	15-Oct-24	CRISIL - AAA	Secured	Refer Note
LDD/2022-23/8821	INE975F071F3	581	7.82%	10	14-Mar-23	15-Oct-24	CRISIL - AAA	Secured	Refer Note
LDD/2022-23/8821	INE975F071F3	581	7.82%	15	14-Mar-23	15-Oct-24	CRISIL - AAA	Secured	Refer Note
LDD/2022-23/8824	INE975F071C0	1136	7.99%	100	14-Mar-23	23-Apr-26	CRISIL - AAA	Secured	Refer Note
LDD/2022-23/8825	INE975F071C0	1136	7.99%	150	14-Mar-23	23-Apr-26	CRISIL - AAA	Secured	Refer Note
LDD/2022-23/8822	INE975F071E6	1197	8.14%	15	14-Mar-23	23-Jun-26	CRISIL/ICRA - AAA	Secured	Refer Note
LDD/2022-23/8823	INE975F071E6	1197	8.14%	10	14-Mar-23	23-Jun-26	CRISIL/ICRA - AAA	Secured	Refer Note
LDD/2023-24/8900	INE975F071I7	822	8.11%	30	18-Apr-23	18-Jul-25	CRISIL - AAA	Secured	Refer Note
LDD/2023-24/8901	INE975F071I7	822	8.11%	235	18-Apr-23	18-Jul-25	CRISIL - AAA	Secured	Refer Note
LDD/2023-24/8901	INE975F071I7	822	8.11%	35	18-Apr-23	18-Jul-25	CRISIL - AAA	Secured	Refer Note
LDD/2023-24/8902	INE975F071I7	822	8.11%	100	18-Apr-23	18-Jul-25	CRISIL - AAA	Secured	Refer Note
LDD/2023-24/8903	INE975F071E6	1162	8.14%	100	18-Apr-23	23-Jun-26	CRISIL/ICRA - AAA	Secured	Refer Note
LDD/2023-24/8904	INE975F071J5	1218	8.11%	25	18-Apr-23	18-Aug-26	CRISIL - AAA	Secured	Refer Note
LDD/2023-24/8905	INE975F071J5	1218	8.11%	1	18-Apr-23	18-Aug-26	CRISIL - AAA	Secured	Refer Note
LDD/2023-24/8906	INE975F071J5	1218	8.11%	75	18-Apr-23	18-Aug-26	CRISIL - AAA	Secured	Refer Note
LDD/2023-24/8907	INE975F071J5	1218	8.11%	99	18-Apr-23	18-Aug-26	CRISIL - AAA	Secured	Refer Note
LDD/2023-24/9367	INE975F071K3	595	7.97%	25	18-Sep-23	05-May-25	CRISIL - AAA	Secured	Refer Note
LDD/2023-24/9370	INE975F071K3	595	7.97%	100	18-Sep-23	05-May-25	CRISIL - AAA	Secured	Refer Note
LDD/2023-24/9373	INE975F071K3	595	7.97%	25	18-Sep-23	05-May-25	CRISIL - AAA	Secured	Refer Note
LDD/2023-24/9374	INE975F071K3	595	7.97%	10	18-Sep-23	05-May-25	CRISIL - AAA	Secured	Refer Note
LDD/2023-24/9392	INE975F071L1	730	8.04%	100	27-Sep-23	26-Sep-25	CRISIL - AAA	Secured	Refer Note
LDD/2023-24/9393	INE975F071L1	730	8.04%	100	27-Sep-23	26-Sep-25	CRISIL - AAA	Secured	Refer Note
LDD/2023-24/9394	INE975F071M9	1105	8.04%	40	27-Sep-23	06-Oct-26	CRISIL/ICRA - AAA	Secured	Refer Note
LDD/2023-24/9395	INE975F071M9	1105	8.04%	75	27-Sep-23	06-Oct-26	CRISIL/ICRA - AAA	Secured	Refer Note
LDD/2023-24/9396	INE975F071M9	1105	8.04%	10	27-Sep-23	06-Oct-26	CRISIL/ICRA - AAA	Secured	Refer Note
LDD/2023-24/9397	INE975F071M9	1105	8.04%	50	27-Sep-23	06-Oct-26	CRISIL/ICRA - AAA	Secured	Refer Note
LDD/2023-24/9399	INE975F071M9	1105	8.04%	50	27-Sep-23	06-Oct-26	CRISIL/ICRA - AAA	Secured	Refer Note
LDD/2023-24/9398	INE975F071M9	1105	8.04%	1.5	27-Sep-23	06-Oct-26	CRISIL/ICRA - AAA	Secured	Refer Note
LDD/2023-24/9398	INE975F071M9	1105	8.04%	3.5	27-Sep-23	06-Oct-26	CRISIL/ICRA - AAA	Secured	Refer Note
LDD/2023-24/9493	INE975F071N7	785	8.21%	100	26-Oct-23	19-Dec-25	CRISIL - AAA	Secured	Refer Note
LDD/2023-24/9494	INE975F071N7	785	8.21%	25	26-Oct-23	19-Dec-25	CRISIL - AAA	Secured	Refer Note
LDD/2023-24/9496	INE975F071N7	785	8.21%	10	26-Oct-23	19-Dec-25	CRISIL - AAA	Secured	Refer Note
LDD/2023-24/9495	INE975F071N7	785	8.21%	50	26-Oct-23	19-Dec-25	CRISIL - AAA	Secured	Refer Note
LDD/2023-24/9497	INE975F071N7	785	8.21%	25	26-Oct-23	19-Dec-25	CRISIL - AAA	Secured	Refer Note
LDD/2023-24/9498	INE975F071O5	1128	8.22%	25	26-Oct-23	27-Nov-26	CRISIL/ICRA - AAA	Secured	Refer Note
LDD/2023-24/9499	INE975F071O5	1128	8.22%	25	26-Oct-23	27-Nov-26	CRISIL/ICRA - AAA	Secured	Refer Note
LDD/2023-24/9500	INE975F071O5	1128	8.22%	3	26-Oct-23	27-Nov-26	CRISIL/ICRA - AAA	Secured	Refer Note

LDD/2023-24/9501	INE975F07IO5	1128	8.22%	10	26-Oct-23	27-Nov-26	CRISIL/ICRA - AAA	Secured	Refer Note
LDD/2023-24/9502	INE975F07IO5	1128	8.22%	30	26-Oct-23	27-Nov-26	CRISIL/ICRA - AAA	Secured	Refer Note
LDD/2023-24/9503	INE975F07IO5	1128	8.22%	25	26-Oct-23	27-Nov-26	CRISIL/ICRA - AAA	Secured	Refer Note
LDD/2023-24/9504	INE975F07IO5	1128	8.22%	32	26-Oct-23	27-Nov-26	CRISIL/ICRA - AAA	Secured	Refer Note
LDD/2023-24/9505	INE975F07IO5	1128	8.22%	150	26-Oct-23	27-Nov-26	CRISIL/ICRA - AAA	Secured	Refer Note
LDD/2023-24/9568	INE975F07IK3	539	7.97%	50	13-Nov-23	05-May-25	CRISIL - AAA	Secured	Refer Note
LDD/2023-24/9569	INE975F07IK3	539	7.97%	25	13-Nov-23	05-May-25	CRISIL - AAA	Secured	Refer Note
LDD/2023-24/9570	INE975F07IM9	1058	8.04%	50	13-Nov-23	06-Oct-26	CRISIL/ICRA - AAA	Secured	Refer Note
LDD/2023-24/9571	INE975F07IP2	1172	8.19%	175	13-Nov-23	28-Jan-27	CRISIL/ICRA - AAA	Secured	Refer Note

Notes:

The Debentures are secured by way of a first and pari passu mortgage in favour of the Security Trustee on the Company's immovable property of Rs.9.25 lakhs (gross value) and further secured by way of hypothecation/mortgage of charged assets such as receivables arising out of loan, lease and hire purchase, book debts, current assets and investments (excluding strategic investments of the Company which are in the nature of equity shares) with an asset cover ratio of minimum 1.00 time value of the debentures during the tenure of the debentures.

b. Unsecured Non-Convertible Debentures as on November 30, 2023.

Series	ISIN	Tenor/ Period of maturity	Coupon	Amount issued (INR Crore)	Date of allotment	Redemption date/ Schedule	Credit rating	Secured/ Unsecured	Security
LDD/2015-16/1582	INE975F08CR9	3,653	9.0000%	50	31-Dec-15	31-Dec-25	CRISIL- AAA ICRA – AAA	Unsecured	NA
LDD/2016-17/2672	INE975F08CS7	3,650	8.3500%	8	20-Dec-16	18-Dec-26	CRISIL- AAA ICRA – AAA	Unsecured	NA
LDD/2016-17/2673	INE975F08CS7	3,650	8.3500%	2	20-Dec-16	18-Dec-26	CRISIL- AAA ICRA – AAA	Unsecured	NA
LDD/2016-17/2674	INE975F08CS7	3,650	8.3500%	5	20-Dec-16	18-Dec-26	CRISIL- AAA ICRA – AAA	Unsecured	NA
LDD/2016-17/2675	INE975F08CS7	3,650	8.3500%	3	20-Dec-16	18-Dec-26	CRISIL- AAA ICRA – AAA	Unsecured	NA
LDD/2016-17/2676	INE975F08CS7	3,650	8.3500%	2	20-Dec-16	18-Dec-26	CRISIL- AAA ICRA – AAA	Unsecured	NA
LDD/2016-17/2662	INE975F08CS7	3,650	8.3500%	30	20-Dec-16	18-Dec-26	CRISIL- AAA ICRA – AAA	Unsecured	NA
LDD/2016-17/2925	INE975F08CT5	3,652	8.5500%	100	24-Mar-17	24-Mar-27	CRISIL- AAA ICRA – AAA	Unsecured	NA

b. Commercial paper as on November 30, 2023.

Series	ISIN	Tenor/ Period of maturity	Coupon	Amount issued (INR Crore)	Date of allotment	Redemption date/ Schedule	Credit rating	Secured/ Unsecured	IPA
LDD/2022-23/8514	INE975F14XV5	364	7.91%	25	12-Dec-22	11-Dec-23	CRISIL - A1+	Unsecured	Kotak Mahindra Bank Ltd
LDD/2022-23/8708	INE975F14YB5	362	8.07%	17	17-Feb-23	14-Feb-24	CRISIL - A1+	Unsecured	Kotak Mahindra Bank Ltd
LDD/2022-23/8719	INE975F14YB5	357	8.07%	50	22-Feb-23	14-Feb-24	CRISIL - A1+	Unsecured	Kotak Mahindra Bank Ltd
LDD/2022-23/8719	INE975F14YB5	356	8.07%	25	23-Feb-23	14-Feb-24	CRISIL - A1+	Unsecured	Kotak Mahindra Bank Ltd
LDD/2022-23/8829	INE975F14YC3	364	8.00%	50	17-Mar-23	15-Mar-24	CRISIL - A1+	Unsecured	Kotak Mahindra Bank Ltd
LDD/2022-23/8830	INE975F14YC3	364	8.00%	50	17-Mar-23	15-Mar-24	CRISIL - A1+	Unsecured	Kotak Mahindra Bank Ltd
LDD/2022-23/8834	INE975F14YC3	364	8.00%	50	17-Mar-23	15-Mar-24	CRISIL - A1+	Unsecured	Kotak Mahindra Bank Ltd
LDD/2022-23/8848	INE975F14YC3	364	8.00%	25	17-Mar-23	15-Mar-24	CRISIL - A1+	Unsecured	Kotak Mahindra Bank Ltd
LDD/2022-23/8835	INE975F14YC3	357	8.00%	50	24-Mar-23	15-Mar-24	CRISIL - A1+	Unsecured	Kotak Mahindra Bank Ltd
LDD/2023-24/8877	INE975F14YD1	364	7.90%	75	10-Apr-23	08-Apr-24	CRISIL - A1+	Unsecured	Kotak Mahindra Bank Ltd
LDD/2022-23/8878	INE975F14YD1	363	7.90%	50	11-Apr-23	08-Apr-24	CRISIL - A1+	Unsecured	Kotak Mahindra Bank Ltd
LDD/2023-24/9115	INE975F14YL4	364	7.80%	100	14-Jul-23	12-Jul-24	CRISIL - A1+	Unsecured	Kotak Mahindra Bank Ltd
LDD/2023-24/9139	INE975F14YQ3	364	7.74%	50	21-Jul-23	19-Jul-24	CRISIL - A1+	Unsecured	Kotak Mahindra Bank Ltd
LDD/2023-24/9142	INE975F14YR1	365	7.70%	25	24-Jul-23	23-Jul-24	CRISIL - A1+	Unsecured	Kotak Mahindra Bank Ltd
LDD/2023-24/9247	INE975F14YV3	342	7.86%	75	24-Aug-23	31-Jul-24	CRISIL - A1+	Unsecured	Kotak Mahindra Bank Ltd
LDD/2023-24/9248	INE975F14YU5	364	7.86%	25	24-Aug-23	22-Aug-24	CRISIL - A1+	Unsecured	Kotak Mahindra Bank Ltd
LDD/2023-24/9249	INE975F14YU5	364	7.86%	30	24-Aug-23	22-Aug-24	CRISIL - A1+	Unsecured	Kotak Mahindra Bank Ltd
LDD/2023-24/9250	INE975F14YU5	364	7.86%	30	24-Aug-23	22-Aug-24	CRISIL - A1+	Unsecured	Kotak Mahindra Bank Ltd
LDD/2023-24/9253	INE975F14YU5	364	7.86%	50	24-Aug-23	22-Aug-24	CRISIL - A1+	Unsecured	Kotak Mahindra Bank Ltd
LDD/2023-24/9257	INE975F14YV3	338	7.86%	50	28-Aug-23	31-Jul-24	CRISIL - A1+	Unsecured	Kotak Mahindra Bank Ltd
LDD/2023-24/9258	INE975F14YW1	291	7.77%	25	28-Aug-23	14-Jun-24	CRISIL - A1+	Unsecured	Kotak Mahindra Bank Ltd
LDD/2023-24/9259	INE975F14YW1	291	7.77%	50	28-Aug-23	14-Jun-24	CRISIL - A1+	Unsecured	Kotak Mahindra Bank Ltd
LDD/2023-24/9260	INE975F14YW1	291	7.77%	50	28-Aug-23	14-Jun-24	CRISIL - A1+	Unsecured	Kotak Mahindra Bank Ltd
LDD/2023-24/9270	INE975F14YY7	260	7.77%	75	29-Aug-23	15-May-24	CRISIL - A1+	Unsecured	Kotak Mahindra Bank Ltd
LDD/2023-24/9273	INE975F14YZ4	274	7.77%	10	30-Aug-23	30-May-24	CRISIL - A1+	Unsecured	Kotak Mahindra Bank Ltd
LDD/2023-24/9610	INE975F14ZE6	10	8.20%	500	24-Nov-23	04-Dec-23	CRISIL - A1+	Unsecured	Kotak Mahindra Bank Ltd
LDD/2023-24/9611	INE975F14ZE6	10	8.20%	35	24-Nov-23	04-Dec-23	CRISIL - A1+	Unsecured	Kotak Mahindra Bank Ltd
LDD/2023-24/9612	INE975F14ZE6	10	8.20%	265	24-Nov-23	04-Dec-23	CRISIL - A1+	Unsecured	Kotak Mahindra Bank Ltd

CERTIFIED TRUE COPY OF THE RESOLUTION PASSED AT THE MEETING (12/2021-2022) OF THE BOARD OF DIRECTORS OF KOTAK MAHINDRA INVESTMENTS LIMITED HELD AT SHORTER NOTICE ON FRIDAY, 11TH MARCH 2022 AT 03:00 P.M. VIA VIDEO CONFERENCE.

"RESOLVED that, in supersession of all the earlier resolutions passed at the Meeting of the Board of Directors, Company to borrow funds by way of Commercial Paper (CP) upto such amounts as required but provided that the total outstanding borrowing CP limit from time to time does not exceed Rs. 9,500 crores."

"RESOLVED FURTHER that in respect of authority for issue of CP, the value of commercial paper to be issued by the Company from time to time be limited to the lesser of (i) the limits and norms permitted by Reserve Bank of India and (ii) such short term limit as may be approved from time to time by Rating Agencies for the Company (iii) Rs. 9,500 crores on an outstanding basis from time to time but provided that the amounts so borrowed together with the other borrowings of the Company are within the limits laid down under Section 180(1)(c) of the Companies Act 2013."

"RESOLVED FURTHER that the above outstanding borrowing CP limit of Rs. 9500 crores is a temporary surge granted till 30th June, 2022 post which the outstanding borrowing CP limit shall revert back to Rs. 8000 crores"

"RESOLVED FURTHER that any two of the following officials be authorized to sign any document, deed, form, etc. jointly, for the purpose of executing CP deals:

1. Mr. Paritosh Kashyap
2. Mr. Amit Bagri
3. Mr. Jignesh Dave
4. Mr. Sandip Todkar
5. Mr. Rohit Singh
6. Mr. Jay Joshi
7. Mr. Nilesh Dabhane
8. Mr. Shubhen Bhandare

Kotak Mahindra Investments Ltd.

CIN U65900MH1988PLC047986

3rd Floor 12BKC, Plot C-12

G Block, Bandra Kurla Complex

Bandra (East), Mumbai - 400 051

T +91 022 62185320

F +91 022 62215400

www.kotak.com

Registered Office:

27BKC, C 27, G Block

Bandra Kurla Complex

Bandra (E), Mumbai - 400 051

India.

If such acts, deeds and things as may be necessary and incidental for the issue, listing, redemption and buy back of Commercial Papers including but not limited to finalising the terms of issue/buy back of Commercial Paper and signing on behalf of the company such documents as may be required."

CERTIFIED TRUE COPY

For KOTAK MAHINDRA INVESTMENTS LIMITED



JIGNESH DAVE

COMPANY SECRETARY

Kotak Mahindra Investments Ltd.

CIN U65900MH1988PLC047986

3rd Floor 12BKC, Plot C-12

G Block, Bandra Kurla Complex

Bandra (East), Mumbai - 400 051

T +91 022 62185320

F +91 022 62215400

www.kotak.com

Registered Office:

27BKC, C 27, G Block

Bandra Kurla Complex

Bandra (E), Mumbai - 400 051

India.

Details of CP issued during last 15 months by Kotak Mahindra Investments Ltd.

Annexure "C"

Annexure I:

ISIN	Issue Date	Amount	Maturity Date	Amount outstanding	Name of IPA	Credit Rating agency	Credit Rating	Rated Amount
INE975F14WX3	07-Jan-22	1,75,00,00,000	15-Jun-22	Nil	Kotak Mahindra Bank Ltd	CRISIL	A1+	7000
INE975F14WY1	20-Jan-22	25,00,00,000	18-Jan-23	Nil	Kotak Mahindra Bank Ltd	CRISIL	A1+	7000
INE975F14WY1	21-Jan-22	50,00,00,000	18-Jan-23	Nil	Kotak Mahindra Bank Ltd	CRISIL	A1+	7000
INE975F14WZ8	22-Feb-22	75,00,00,000	22-Feb-23	Nil	Kotak Mahindra Bank Ltd	CRISIL	A1+	7000
INE975F14XB7	16-Mar-22	75,00,00,000	15-Mar-23	Nil	Kotak Mahindra Bank Ltd	CRISIL	A1+	7000
INE975F14XB7	16-Mar-22	50,00,00,000	15-Mar-23	Nil	Kotak Mahindra Bank Ltd	CRISIL	A1+	7000
INE975F14XA9	16-Mar-22	75,00,00,000	30-May-22	Nil	Kotak Mahindra Bank Ltd	CRISIL	A1+	7000
INE975F14XC5	25-Mar-22	1,00,00,00,000	05-Dec-22	Nil	Kotak Mahindra Bank Ltd	CRISIL	A1+	7000
INE975F14XD3	28-Mar-22	1,25,00,00,000	24-Mar-23	Nil	Kotak Mahindra Bank Ltd	CRISIL	A1+	7000
INE975F14XB7	28-Mar-22	25,00,00,000	15-Mar-23	Nil	Kotak Mahindra Bank Ltd	CRISIL	A1+	7000
INE975F14XB7	28-Mar-22	50,00,00,000	15-Mar-23	Nil	Kotak Mahindra Bank Ltd	CRISIL	A1+	7000
INE975F14XE1	28-Apr-22	1,50,00,00,000	22-Jul-22	Nil	Kotak Mahindra Bank Ltd	CRISIL	A1+	7000
INE975F14XF8	27-May-22	1,50,00,00,000	27-Jul-22	Nil	Kotak Mahindra Bank Ltd	CRISIL	A1+	7000
INE975F14XG6	28-Jun-22	25,00,00,000	28-Jun-23	Nil	Kotak Mahindra Bank Ltd	CRISIL	A1+	7000
INE975F14XG6	28-Jun-22	25,00,00,000	28-Jun-23	Nil	Kotak Mahindra Bank Ltd	CRISIL	A1+	7000
INE975F14XG6	30-Jun-22	5,00,00,000	28-Jun-23	Nil	Kotak Mahindra Bank Ltd	CRISIL	A1+	7000
INE975F14XG6	30-Jun-22	25,00,00,000	28-Jun-23	Nil	Kotak Mahindra Bank Ltd	CRISIL	A1+	7000
INE975F14XH4	25-Aug-22	1,25,00,00,000	12-Sep-22	Nil	Kotak Mahindra Bank Ltd	CRISIL	A1+	7000
INE975F14XI2	26-Aug-22	2,00,00,00,000	05-Sep-22	Nil	Kotak Mahindra Bank Ltd	CRISIL	A1+	7000
INE975F14XJ0	16-Sep-22	3,50,00,00,000	23-Sep-22	Nil	Kotak Mahindra Bank Ltd	CRISIL	A1+	7000
INE975F14XJ0	16-Sep-22	1,00,00,00,000	23-Sep-22	Nil	Kotak Mahindra Bank Ltd	CRISIL	A1+	7000
INE975F14XK8	28-Sep-22	1,50,00,00,000	25-Nov-22	Nil	Kotak Mahindra Bank Ltd	CRISIL	A1+	7000
INE975F14XL6	30-Sep-22	1,00,00,00,000	15-Dec-22	Nil	Kotak Mahindra Bank Ltd	CRISIL	A1+	7000
INE975F14XM4	06-Oct-22	2,50,00,00,000	04-May-23	Nil	Kotak Mahindra Bank Ltd	CRISIL	A1+	7000
INE975F14XN2	07-Oct-22	2,75,00,00,000	14-Oct-22	Nil	Kotak Mahindra Bank Ltd	CRISIL	A1+	7000
INE975F14XN2	07-Oct-22	75,00,00,000	14-Oct-22	Nil	Kotak Mahindra Bank Ltd	CRISIL	A1+	7000
INE975F14XO0	02-Nov-22	1,50,00,00,000	10-Nov-22	Nil	Kotak Mahindra Bank Ltd	CRISIL	A1+	7000
INE975F14XP7	07-Nov-22	2,00,00,00,000	15-Nov-22	Nil	Kotak Mahindra Bank Ltd	CRISIL	A1+	7000
INE975F14XP7	07-Nov-22	2,00,00,00,000	15-Nov-22	Nil	Kotak Mahindra Bank Ltd	CRISIL	A1+	7000
INE975F14XP7	07-Nov-22	8,00,00,00,000	15-Nov-22	Nil	Kotak Mahindra Bank Ltd	CRISIL	A1+	7000
INE975F14XQ5	11-Nov-22	4,00,00,00,000	18-Nov-22	Nil	Kotak Mahindra Bank Ltd	CRISIL	A1+	7000
INE975F14XR3	17-Nov-22	1,00,00,00,000	03-Apr-23	Nil	Kotak Mahindra Bank Ltd	CRISIL	A1+	7000
INE975F14XS1	21-Nov-22	25,00,00,000	21-Nov-23	25,00,00,000	Kotak Mahindra Bank Ltd	CRISIL	A1+	7000
INE975F14XS1	21-Nov-22	50,00,00,000	21-Nov-23	50,00,00,000	Kotak Mahindra Bank Ltd	CRISIL	A1+	7000
INE975F14XS1	21-Nov-22	10,00,00,000	21-Nov-23	10,00,00,000	Kotak Mahindra Bank Ltd	CRISIL	A1+	7000
INE975F14XS1	21-Nov-22	50,00,00,000	21-Nov-23	50,00,00,000	Kotak Mahindra Bank Ltd	CRISIL	A1+	7000
INE975F14XM4	06-Oct-22	2,50,00,00,000	04-May-23	Nil	Kotak Mahindra Bank Ltd	CRISIL	A1+	7000
INE975F14XN2	07-Oct-22	2,75,00,00,000	14-Oct-22	Nil	Kotak Mahindra Bank Ltd	CRISIL	A1+	7000
INE975F14XN2	07-Oct-22	75,00,00,000	14-Oct-22	Nil	Kotak Mahindra Bank Ltd	CRISIL	A1+	7000
INE975F14XO0	02-Nov-22	1,50,00,00,000	10-Nov-22	Nil	Kotak Mahindra Bank Ltd	CRISIL	A1+	7000
INE975F14XP7	07-Nov-22	8,00,00,00,000	15-Nov-22	Nil	Kotak Mahindra Bank Ltd	CRISIL	A1+	7000
INE975F14XP7	07-Nov-22	2,00,00,00,000	15-Nov-22	Nil	Kotak Mahindra Bank Ltd	CRISIL	A1+	7000

INE975F14XQ5	11-Nov-22	4,00,00,00,000	18-Nov-22	Nil	Kotak Mahindra Bank Ltd	CRISIL	A1+	7000
INE975F14XR3	17-Nov-22	1,00,00,00,000	03-Apr-23	Nil	Kotak Mahindra Bank Ltd	CRISIL	A1+	7000
INE975F14XS1	21-Nov-22	50,00,00,000	21-Nov-23	50,00,00,000	Kotak Mahindra Bank Ltd	CRISIL	A1+	7000
INE975F14XS1	21-Nov-22	10,00,00,000	21-Nov-23	10,00,00,000	Kotak Mahindra Bank Ltd	CRISIL	A1+	7000
INE975F14XS1	21-Nov-22	50,00,00,000	21-Nov-23	50,00,00,000	Kotak Mahindra Bank Ltd	CRISIL	A1+	7000
INE975F14XS1	21-Nov-22	25,00,00,000	21-Nov-23	25,00,00,000	Kotak Mahindra Bank Ltd	CRISIL	A1+	7000
INE975F14XT9	02-Dec-22	3,50,00,00,000	09-Dec-22	Nil	Kotak Mahindra Bank Ltd	CRISIL	A1+	7000
INE975F14XU7	12-Dec-22	1,50,00,00,000	12-Jun-23	Nil	Kotak Mahindra Bank Ltd	CRISIL	A1+	7000
INE975F14XV5	12-Dec-22	25,00,00,000	11-Dec-23	25,00,00,000	Kotak Mahindra Bank Ltd	CRISIL	A1+	7000
INE975F14XW3	12-Dec-22	25,00,00,000	24-Jul-23	Nil	Kotak Mahindra Bank Ltd	CRISIL	A1+	7000
INE975F14XU7	13-Dec-22	20,00,00,000	12-Jun-23	Nil	Kotak Mahindra Bank Ltd	CRISIL	A1+	7000
INE975F14XU7	14-Dec-22	75,00,00,000	12-Jun-23	Nil	Kotak Mahindra Bank Ltd	CRISIL	A1+	7000
INE975F14XX1	19-Dec-22	1,00,00,00,000	27-Jun-23	Nil	Kotak Mahindra Bank Ltd	CRISIL	A1+	7000
INE975F14XY9	04-Jan-23	25,00,00,000	27-Sep-23	Nil	Kotak Mahindra Bank Ltd	CRISIL	A1+	7000
INE975F14XY9	04-Jan-23	15,00,00,000	27-Sep-23	Nil	Kotak Mahindra Bank Ltd	CRISIL	A1+	7000
INE975F14XZ6	05-Jan-23	1,00,00,00,000	14-Jul-23	Nil	Kotak Mahindra Bank Ltd	CRISIL	A1+	7000
INE975F14YA7	06-Jan-23	75,00,00,000	07-Aug-23	Nil	Kotak Mahindra Bank Ltd	CRISIL	A1+	7000
INE975F14YB5	17-Feb-23	17,00,00,000	14-Feb-24	17,00,00,000	Kotak Mahindra Bank Ltd	CRISIL	A1+	7000
INE975F14YB5	22-Feb-23	50,00,00,000	14-Feb-24	50,00,00,000	Kotak Mahindra Bank Ltd	CRISIL	A1+	7000
INE975F14YB5	23-Feb-23	25,00,00,000	14-Feb-24	25,00,00,000	Kotak Mahindra Bank Ltd	CRISIL	A1+	7000
INE975F14YC3	17-Mar-23	50,00,00,000	15-Mar-24	50,00,00,000	Kotak Mahindra Bank Ltd	CRISIL	A1+	7000
INE975F14YC3	17-Mar-23	50,00,00,000	15-Mar-24	50,00,00,000	Kotak Mahindra Bank Ltd	CRISIL	A1+	7000
INE975F14YC3	17-Mar-23	50,00,00,000	15-Mar-24	50,00,00,000	Kotak Mahindra Bank Ltd	CRISIL	A1+	7000
INE975F14YC3	17-Mar-23	25,00,00,000	15-Mar-24	25,00,00,000	Kotak Mahindra Bank Ltd	CRISIL	A1+	7000
INE975F14YC3	24-Mar-23	50,00,00,000	15-Mar-24	50,00,00,000	Kotak Mahindra Bank Ltd	CRISIL	A1+	7000
INE975F14YD1	10-Apr-23	75,00,00,000	08-Apr-24	75,00,00,000	Kotak Mahindra Bank Ltd	CRISIL	A1+	7000
INE975F14YD1	11-Apr-23	50,00,00,000	08-Apr-24	50,00,00,000	Kotak Mahindra Bank Ltd	CRISIL	A1+	7000
INE975F14YE9	27-Apr-23	4,50,00,00,000	08-May-23	Nil	Kotak Mahindra Bank Ltd	CRISIL	A1+	7000
INE975F14YE9	27-Apr-23	50,00,00,000	08-May-23	Nil	Kotak Mahindra Bank Ltd	CRISIL	A1+	7000
INE975F14YF6	08-Jun-23	4,00,00,00,000	15-Jun-23	Nil	Kotak Mahindra Bank Ltd	CRISIL	A1+	7000
INE975F14YG4	12-Jun-23	1,50,00,00,000	11-Sep-23	Nil	Kotak Mahindra Bank Ltd	CRISIL	A1+	7000
INE975F14YH2	19-Jun-23	1,00,00,00,000	18-Aug-23	Nil	Kotak Mahindra Bank Ltd	CRISIL	A1+	7000
INE975F14YI0	27-Jun-23	2,25,00,00,000	31-Aug-23	Nil	Kotak Mahindra Bank Ltd	CRISIL	A1+	7000
INE975F14YJ8	30-Jun-23	3,00,00,00,000	07-Jul-23	Nil	Kotak Mahindra Bank Ltd	CRISIL	A1+	7000
INE975F14YJ8	30-Jun-23	75,00,00,000	07-Jul-23	Nil	Kotak Mahindra Bank Ltd	CRISIL	A1+	7000
INE975F14YK6	06-Jul-23	2,00,00,00,000	13-Jul-23	Nil	Kotak Mahindra Bank Ltd	CRISIL	A1+	7000
INE975F14YM2	14-Jul-23	2,50,00,00,000	21-Jul-23	Nil	Kotak Mahindra Bank Ltd	CRISIL	A1+	7000
INE975F14YL4	14-Jul-23	1,00,00,00,000	12-Jul-24	1,00,00,00,000	Kotak Mahindra Bank Ltd	CRISIL	A1+	7000
INE975F14YN0	19-Jul-23	2,40,00,00,000	26-Jul-23	Nil	Kotak Mahindra Bank Ltd	CRISIL	A1+	7000
INE975F14YN0	19-Jul-23	2,00,00,00,000	26-Jul-23	Nil	Kotak Mahindra Bank Ltd	CRISIL	A1+	7000
INE975F14YO8	19-Jul-23	75,00,00,000	01-Aug-23	Nil	Kotak Mahindra Bank Ltd	CRISIL	A1+	7000
INE975F14YO8	19-Jul-23	1,00,00,00,000	01-Aug-23	Nil	Kotak Mahindra Bank Ltd	CRISIL	A1+	7000
INE975F14YP5	20-Jul-23	50,00,00,000	10-Oct-23	50,00,00,000	Kotak Mahindra Bank Ltd	CRISIL	A1+	7000
INE975F14YQ3	21-Jul-23	50,00,00,000	19-Jul-24	50,00,00,000	Kotak Mahindra Bank Ltd	CRISIL	A1+	7000
INE975F14YR1	24-Jul-23	25,00,00,000	23-Jul-24	25,00,00,000	Kotak Mahindra Bank Ltd	CRISIL	A1+	7000
INE975F14YU5	24-Aug-23	25,00,00,000	22-Aug-24	25,00,00,000	Kotak Mahindra Bank Ltd	CRISIL	A1+	7000
INE975F14YU5	24-Aug-23	30,00,00,000	22-Aug-24	30,00,00,000	Kotak Mahindra Bank Ltd	CRISIL	A1+	7000
INE975F14YU5	24-Aug-23	30,00,00,000	22-Aug-24	30,00,00,000	Kotak Mahindra Bank Ltd	CRISIL	A1+	7000

INE975F14YV3	28-Aug-23	50,00,00,000	31-Jul-24	50,00,00,000	Kotak Mahindra Bank Ltd	CRISIL	A1+	7000
INE975F14YW1	28-Aug-23	25,00,00,000	14-Jun-24	25,00,00,000	Kotak Mahindra Bank Ltd	CRISIL	A1+	7000
INE975F14YW1	28-Aug-23	50,00,00,000	14-Jun-24	50,00,00,000	Kotak Mahindra Bank Ltd	CRISIL	A1+	7000
INE975F14YW1	28-Aug-23	50,00,00,000	14-Jun-24	50,00,00,000	Kotak Mahindra Bank Ltd	CRISIL	A1+	7000
INE975F14YY7	29-Aug-23	75,00,00,000	15-May-24	75,00,00,000	Kotak Mahindra Bank Ltd	CRISIL	A1+	7000
INE975F14YZ4	30-Aug-23	10,00,00,000	30-May-24	10,00,00,000	Kotak Mahindra Bank Ltd	CRISIL	A1+	7000

October 19, 2023

BSE Limited, Listing Department,
Phiroze Jeejeebhoy Towers,
Dalal Street, Mumbai- 400001.

Kind Attn: Head- Listing Department/Dept. of Corporate Communications

Subject: Submission of Unaudited Financial Results for the quarter and half year ended September 30, 2023 of Kotak Mahindra Investments Ltd. ("Company") under Regulation 52 of Securities and Exchange Board of India (Listing Obligations and Disclosure Requirements) Regulations 2015, as amended from time to time.

Dear Sir/Madam,

Pursuant to the provisions of Regulation 51(2) read with Part B of Schedule III of the Securities and Exchange Board of India (Listing Obligations and Disclosure Requirements) Regulations, 2015 ("SEBI Listing Regulations"), as amended from time to time, please note that, the Board of Directors of the Company have, at their meeting held on October 19, 2023, have *inter-alia*, considered, reviewed and approved the Unaudited Financial Results for the quarter and half year ended September 30, 2023, as recommended to them by the Audit Committee.

In terms of Regulation 52 of the SEBI Listing Regulations and Chapter V of Securities and Exchange Board of India (Issue and Listing of Non-Convertible Securities) Regulations, 2021, as amended from time to time, a copy of the said Unaudited Financial Results, along with the Auditors' Review Reports thereon, submitted by M/s Kalyaniwala & Mistry LLP, Statutory Auditors of the Company, is enclosed herewith. The said Auditors' Review Report contains an unmodified opinion on the Unaudited Financial Results of the Company.


The disclosures in compliance with Regulation 52(4) of the SEBI Listing Regulations are disclosed along with the Consolidated and Standalone Financial Results.

Pursuant to the provisions of Regulation 54 of the SEBI Listing Regulations, please note that the disclosure of the extent and nature of security created and maintained for secured non-convertible securities of the Company and the security cover certificate is made in the Unaudited Financial Results for the quarter and half year ended September 30, 2023.

Kindly take the aforementioned submissions on your record and acknowledge the receipt of the letter.

Thanking you,
Yours Faithfully,

For Kotak Mahindra Investments Limited



Rajeev Kumar
(EVP Legal and Company Secretary)

Encl: as above

**KALYANIWALLA
& MISTRY LLP**

CHARTERED ACCOUNTANTS

Independent Auditor's Review Report on Unaudited Quarterly Financial Results of Kotak Mahindra Investments Limited pursuant to the Regulation 52 of the Securities and Exchange Board of India (Listing Obligations and Disclosure Requirements) Regulations, 2015

**The Board of Directors
Kotak Mahindra Investments Limited**

1. We have reviewed the accompanying Statement of Unaudited Financial Results of Kotak Mahindra Investments Limited ('the Company') for the quarter and half year ended September 30, 2023, together with the notes thereon ('the Statement') being submitted by the Company pursuant to the requirements of Regulation 52 of the Securities and Exchange Board of India (Listing Obligations and Disclosure Requirements) Regulations, 2015 as amended ('the Regulations'), initialed by us for identification.
2. This Statement, which is the responsibility of the Company's Management and has been reviewed by the Audit Committee and approved by the Board of Directors at their respective meeting held on October 19, 2023, has been prepared in accordance with the recognition and measurement principles laid down in Indian Accounting Standard 34 'Interim Financial Reporting' ('Ind AS 34'), prescribed under Section 133 of the Companies Act, 2013 ("the Act") read with relevant Rules issued thereunder, the circulars, guidelines and directions issued by Reserve Bank of India ("RBI") from time to time, as applicable and other accounting principles generally accepted in India. Our responsibility is to issue a report on the Statement based on our review.
3. We conducted our review of the Statement in accordance with the Standard on Review Engagements (SRE) 2410 - "Review of Interim Financial Information Performed by the Independent Auditor of the Entity", issued by the Institute of Chartered Accountants of India. This standard requires that we plan and perform the review to obtain moderate assurance as to whether the financial statements are free of material misstatement. A review is limited primarily to inquiries of company personnel and analytical procedures applied to financial data and thus provides less assurance than an audit. We have not performed an audit and accordingly, we do not express an audit opinion.
4. Based on our review conducted as above, nothing has come to our attention that causes us to believe that the accompanying statement of unaudited financial results prepared in accordance with applicable accounting standards and other recognized accounting practices and policies has not disclosed the information required to be disclosed in terms of Regulation 52 of the SEBI (Listing Obligations and Disclosure Requirements) Regulations, 2015 including the manner in which it is to be disclosed, or that it contains any material misstatement or that it has not been prepared in accordance with the relevant prudential norms issued by the Reserve Bank of India in respect of income recognition, asset classification, provisioning and other related matters.

For KALYANIWALLA & MISTRY LLP
Chartered Accountants
Firm Registration No: 104607W/W100166

**ROSHNI
RAYOMAND
MARFATIA**

Digitally signed by Roshni R. Marfatia
DN: cn=Roshni R. Marfatia, o=Kalyaniwalla & Mistry LLP, ou=Kalyaniwalla & Mistry LLP, email=Roshni.Marfatia@kalyaniwalla.com, c=IN
Date: 2023.10.19 11:45:45 +05'30'

Roshni R. Marfatia
Partner
Membership No. 106548
UDIN: 23106548BGUWDM8665

Place : Mumbai
Date : October 19, 2023

LLP IN : AAH - 3437

REGISTERED OFFICE : ESPLANADE HOUSE, 29, HAZARIMAL SOMANI MARG, FORT, MUMBAI 400 001
TEL.: (91) (22) 6158 6200, 6158 7200 FAX: (91) (22) 6158 6275

Kotak Mahindra Investments Limited
 Regd. Office : 27BKC, C 27, G Block, Bandra Kurla Complex, Bandra (E), Mumbai - 400 051
 CIN : U65900MH1988PLC047986
 Website: www.kmil.co.in Telephone: 91 22 62185303
 Statement of Unaudited Financial Results for the quarter and half ended September 30, 2023

Statement of Assets and Liabilities

(Rs. In lakhs)

Sr. No.	Particulars	As at	As at
		September 30, 2023	March 31, 2023
		Unaudited	Audited
ASSETS			
1	Financial assets		
a)	Cash and cash equivalents	52,597.98	33,347.36
b)	Bank Balance other than cash and cash equivalents	4,049.61	47.09
c)	Receivables	-	-
	Trade receivables	0.28	0.28
	Other receivables	1,004.18	155.46
d)	Loans	10,47,244.46	9,33,536.92
e)	Investments	1,95,350.78	2,49,216.27
f)	Other Financial assets	224.98	224.92
	Sub total	13,00,472.27	12,16,530.30
2	Non-financial assets		
a)	Current Tax assets (Net)	472.34	766.78
b)	Deferred Tax assets (Net)	2,329.37	2,246.79
c)	Property, Plant and Equipment	85.53	90.90
d)	Intangible assets under development	12.37	14.93
e)	Other intangible assets	10.29	32.29
f)	Other Non-financial assets	179.14	101.79
	Sub total	3,089.04	3,253.48
	Total Assets	13,03,561.31	12,19,783.78
LIABILITIES AND EQUITY			
LIABILITIES			
1	Financial liabilities		
a)	Derivative financial instruments	6,226.40	5,891.36
b)	Payables		
	(i) Trade Payables		
	(i) Total outstanding dues of micro enterprises and small enterprises		-
	(ii) Total outstanding dues of creditors other than micro enterprises and small enterprises	508.05	380.84
	(ii) Other Payables		
	(i) Total outstanding dues of micro enterprises and small enterprises	815.65	1,425.41
	(ii) Total outstanding dues of creditors other than micro enterprises and small enterprises	6,06,129.90	4,90,668.25
c)	Debt Securities	3,61,844.31	4,17,296.29
d)	Borrowings (Other than Debt Securities)	21,087.71	20,231.85
e)	Subordinated Liabilities		
	Sub total	9,96,612.02	9,35,894.00
2	Non-Financial liabilities		
a)	Current tax liabilities (Net)	2,886.47	2,699.32
b)	Provisions	767.03	931.20
c)	Other non-financial liabilities	900.19	598.06
	Sub total	4,553.69	4,228.58
3	EQUITY		
a)	Equity Share Capital	562.26	562.26
b)	Other equity	3,01,833.34	2,79,098.94
	Sub total	3,02,395.60	2,79,661.20
	Total Liabilities and Equity	13,03,561.31	12,19,783.78

Kotak Mahindra Investments Limited
 Regd. Office : 27BKC, C 27, G Block, Bandra Kurla Complex, Bandra (E), Mumbai - 400 051
 CIN : U65900MH1988PLC047986
 Website: www.kmil.co.in Telephone: 91 22 62185303
 Statement of Unaudited Financial Results for the quarter and half ended September 30, 2023

Statement of Profit and Loss

Particulars	(Rs. in lakhs)					
	Quarter ended			Half year ended		Year ended
	September 30, 2023	June 30, 2023	September 30, 2022	September 30, 2023	September 30, 2022	March 31, 2023
	Unaudited	Unaudited	Unaudited	Unaudited	Unaudited	Audited
REVENUE FROM OPERATIONS						
(i) Interest Income	32,417.41	30,104.41	19,060.14	62,521.82	39,605.97	88,593.19
(ii) Dividend Income	21.07	28.72	25.37	49.79	84.64	177.01
(iii) Fees and commission income	-	-	-	-	-	-
(iii) Net gain on fair value changes	1,064.88	221.10	829.49	1,285.98	1,177.11	1,045.72
(iv) Net gain on derecognition of financial instruments under amortised cost category	-	-	-	-	-	(3.61)
(v) Others	297.15	103.39	61.56	400.54	182.25	648.34
(I) Total Revenue from operations	33,800.51	30,457.62	19,976.56	64,258.13	41,049.97	90,460.65
(II) Other income	171.29	57.08	213.90	228.35	264.51	418.32
(III) Total income (I + II)	33,971.80	30,514.68	20,190.46	64,486.48	41,314.48	90,878.97
EXPENSES						
(i) Finance Costs	16,140.59	15,376.53	7,862.51	31,517.12	16,244.84	39,300.51
(ii) Impairment on financial instruments	645.33	(1,497.25)	575.80	(851.92)	1,673.01	(1,413.18)
(iii) Employee Benefits expenses	1,168.74	1,145.29	853.08	2,314.03	1,951.10	3,827.97
(iv) Depreciation, amortization and impairment	15.80	36.62	53.60	52.42	107.64	208.54
(v) Net loss on fair value changes	-	-	176.31	-	176.31	-
(v) Other expenses	807.68	829.31	702.62	1,636.99	1,464.30	3,242.47
(IV) Total expenses	18,778.14	15,890.50	10,223.92	34,568.64	21,617.20	45,166.31
(V) Profit/(loss) before tax (III - IV)	15,193.66	14,624.18	9,966.54	29,917.84	19,697.28	45,712.66
(VI) Tax expense						
(1) Current tax	4,463.27	3,485.98	2,785.17	7,949.25	4,902.89	11,611.38
(2) Deferred tax	(571.39)	291.81	(226.74)	(279.58)	147.79	99.83
Total tax expense (1+2)	3,891.88	3,777.79	2,558.43	7,669.67	5,050.68	11,711.21
(VII) Profit/(loss) for the period (V - VI)	11,301.78	10,846.39	7,408.11	22,248.17	14,646.60	34,001.45
(VIII) Other Comprehensive Income						
(i) Items that will not be reclassified to profit or loss						
- Remeasurements of the defined benefit plans	73.22	(45.39)	(30.63)	27.83	15.29	14.00
(ii) Income tax relating to items that will not be reclassified to profit or loss	(18.42)	11.42	7.71	(7.00)	(3.95)	(3.52)
Total (A)	54.80	(33.97)	(22.92)	20.83	11.44	10.48
(j) Items that will be reclassified to profit or loss						
- Financial Instruments measured at FVOCI	125.08	628.50	(2.47)	753.58	(1,540.34)	(796.69)
(ii) Income tax relating to items that will be reclassified to profit or loss	(31.48)	(158.40)	0.62	(189.88)	387.67	200.51
Total (B)	93.60	470.10	(1.85)	563.70	(1,152.67)	(596.18)
Other comprehensive income (A + B)	148.40	436.13	(24.77)	584.53	(1,141.23)	(585.70)
(IX) Total Comprehensive Income for the period (VII + VIII)	11,450.18	11,282.52	7,383.34	22,732.70	13,505.37	33,415.75
(X) Paid-up equity share capital (face value of Rs. 10 per share)	562.26	562.26	562.26	562.26	562.26	562.26
(XI) Earnings per equity share* Basic & Diluted (Rs.)	201.01	192.01	131.76	393.91	260.50	604.73

* numbers are not annualized for six months ended September 30, 2023 and September 30, 2022 and quarter ended September 30, 2023, June 30, 2023 and September 30, 2022

Place : Mumbai
 Date : October 19, 2023

KOTAK MAHINDRA INVESTMENTS LIMITED

Regd. Office : 27BKC, C 27, G Block, Bandra Kurla Complex, Bandra (E), Mumbai - 400 051

CIN : U65900MH1988PLC047986

Website: www.kmil.co.in Telephone: 91 22 62185303

Statement of Cash Flows for the half year Ended September 30, 2023

(Rs. in lakhs)

Particulars	For the half year ended September 30th, 2023	For the half year ended September 30th, 2022
	Unaudited	Unaudited
Cash flow from operating activities		
Profit before tax	29,817.84	19,697.28
Adjustments to reconcile profit before tax to net cash generated from / (used in) operating activities		
Depreciation, amortization and impairment	52.42	107.64
Dividend Received	(49.79)	(84.64)
Profit on Sale of Property, Plant and Equipment	-	(1.78)
Impairment on financial instruments	(851.92)	1,673.01
Net loss on fair value changes	-	176.31
Net gain/ (loss) on financial instruments at fair value through profit or loss	(1,285.98)	(1,177.11)
Interest on Borrowing	31,517.12	16,244.84
Interest on Borrowing paid	(23,235.72)	(12,781.09)
ESOP Expense	1.46	15.41
Remeasurements of the defined benefit plans	27.83	15.29
Debt Instruments through Other Comprehensive Income	753.58	(1,540.34)
Operating profit before working capital changes	36,746.84	22,344.82
Working capital adjustments		
(Increase) / Decrease in Bank Balance other than cash and cash equivalent	(4,003.30)	(1.03)
(Increase) / Decrease in Loans	(1,12,868.27)	(11,584.91)
(Increase) / Decrease in Receivables	(851.00)	17.07
(Increase) / Decrease in Other Financial Assets	0.13	(28.62)
(Increase) / Decrease in Other Non Financial Assets	(77.35)	82.47
Increase / (Decrease) in Trade payables	127.21	454.74
Increase / (Decrease) in other Payables	(609.76)	(39.74)
Increase / (Decrease) in other non-financial liabilities	302.13	(55.29)
Increase / (Decrease) provisions	(164.17)	(307.62)
(Increase) / Decrease in unamortized discount	15,273.20	8,835.11
	(1,02,871.18)	(2,627.82)
Net Cash (used in) / generated from operations	(66,124.34)	19,717.00
Income tax paid (net)	(7,467.32)	(6,155.61)
Net cash (used in) / generated from operating activities	(73,591.66)	13,561.39
Cash flow from investing activities		
Purchase of Investments	(14,75,497.66)	(16,11,252.90)
Sale of Investments	15,28,120.50	16,64,985.50
Interest on Investments	2,766.25	4,801.11
Purchase of Property, Plant and Equipment	(22.51)	(13.57)
Sale of Property, Plant and Equipment	-	1.81
Dividend on Investments	49.79	84.64
Net cash (used in) / generated from investing activities	55,416.37	58,606.59
Cash flow from financing activities		
Proceeds from Debt Securities	1,29,024.80	22,500.00
Repayment of Debt Securities	(30,000.00)	(44,730.00)
Intercompany Deposit issued	14,800.00	56,700.00
Intercompany Deposit Redeemed	(16,900.00)	(27,500.00)
Proceeds from CBLO Borrowing	499.91	-
Repayment of CBLO Borrowing	(500.00)	-
Commercial Paper issued	5,18,446.38	1,39,283.01
Commercial Paper Redeemed	(5,44,500.00)	(2,61,500.00)
Term Loans Drawn/(repaid)	61,353.76	49,999.70
Increase/(Decrease) in Bank overdraft(Net)	(94,795.19)	(7,850.00)
Net cash generated/(used in) from Financing Activities	37,429.66	(73,097.29)

Continued

KOTAK MAHINDRA INVESTMENTS LIMITED		
Statement of Cash Flows for the half year Ended September 30, 2023 (Continued)		
Particulars	For the half year ended September 30th, 2023	For the half year ended September 30th, 2022
	Unaudited	Unaudited
Net increase/ (decrease) in cash and cash equivalents	19,254.37	(929.31)
Cash and cash equivalents at the beginning of the year	33,353.86	36,972.10
Cash and cash equivalents at the end of the year	52,608.23	36,042.79
Reconciliation of cash and cash equivalents with the balance sheet		
Cash and cash equivalents as per balance sheet		
Cash on hand	-	-
Balances with banks in current account	52,608.24	36,042.79
Cheques, drafts on hand	-	-
Cash and cash equivalents as restated as at the year end *	52,608.24	36,042.79
* Cash and cash equivalents shown in Balance Sheet is net of ECL provision of Rs. 10.26 lakhs as at September 30, 2023 (Previous year: Rs. 7.03 lakhs)		

- i) The above Statement of cash flow has been prepared under the 'Indirect Method' as set out in Ind AS 7 - 'Statement of cash flow'.
- ii) Non-cash financing activity : ESOP from parent of Rs 1.46 lakh for half year ended September 30, 2023 (September 30, 2022 - Rs 15.41 lakh)
- iii) The previous period figures have been re-grouped, wherever necessary in order to conform to this period presentation.

Notes:

- 1 The financial results are prepared in accordance with the requirement of Regulation 52 of the SEBI (Listing Obligations and Disclosure Requirements) Regulations 2015, recognition and measurement principles laid down in the Indian Accounting Standard 34 " Interim Financial Reporting" as prescribed under section 133 of the Companies Act, 2013 read with relevant rules thereunder and other accounting principles generally accepted in India.
- 2 The above results were reviewed by the Audit Committee and approved and taken on record by the Board of Directors at their respective meetings held on October 19, 2023. The results for the quarter and half year ended September 30, 2023 have been reviewed by the Statutory Auditors of the Company.
- 3 Disclosure in compliance with Regulation 52(4) of Securities and Exchange Board of India(Listing Obligations and Disclosure Requirements) Regulations, 2015 for the Half year ended September 30, 2023 is attached as Annexure I.
- 4 These financial results have been prepared in accordance with the requirement of Regulation 52 of the SEBI (Listing Obligations and Disclosure Requirements) Regulations, 2015, as amended from time to time.
- 5 The security cover certificate as per Regulation 54(3) of Securities and Exchange Board of India (Listing Obligations and Disclosure Requirements) Regulations, 2015 is attached as Annexure II.

For Kotak Mahindra Investments Limited

AMIT BAGRI Digitally signed by AMIT BAGRI
Date: 2023.10.19 13:00:09
+05'30'

Place : Mumbai
Date : October 19, 2023

Amit Bagri
Managing Director and
Chief Executive Officer

**ROSHNI
RAYOMAND
MARFATIA**

Digitally signed by ROSHNI RAYOMAND MARFATIA
DN: cn=Roshni Rayomand Marfatia, o=Kotak Mahindra Investments Limited, ou=Kotak Mahindra Investments Limited, email=Roshni.Rayomand.Marfatia@kotakinvestments.com, c=IN
Date: 2023.10.19 13:00:09 +05'30'

Annexure I

Disclosure in compliance with Regulation 52(4) of Securities and Exchange Board of India(Listing Obligations and Disclosure Requirements) Regulations, 2015 for the half year ended September 30, 2023

Sr No.	Particulars	Ratio
a)	Debt Equity Ratio*	3.27:1
b)	Debt Service Coverage Ratio	Not applicable
c)	Interest Service Coverage Ratio	Not applicable
d)	Outstanding Redeemable Preference Shares(Quantity and value)	Nii
		Capital redemption reserve: Rs. 1,003.85 Lakhs
e)	Capital redemption reserve/ Debenture redemption reserve	Debenture redemption reserve is not required in respect of privately placed debentures in terms of rule 18(7)(b)(ii) of Companies(Share capital and debentures) Rules ,2014
f)	Net Worth	Rs. 302,395.60 Lakhs
g)	Net Profit after Tax	Rs. 22,148.17 Lakhs
h)	Earning per share	Basic and Diluted - Rs. 393.91
i)	Current Ratio	1.10:1
j)	Long term debt to working capital ratio	11.01:1
k)	Bad Debt to account receivable ratio	0%
l)	Current Liability Ratio	47.91%
m)	Total Debt to Total assets*	75.87%
n)	Debtors Turnover	Not Applicable
o)	Inventory Turnover	Not Applicable
p)	Operating Margin(%)*	44.92%
1)	Net profit Margin(%)*	34.35%
r)	Sector Specific equivalent ratios such as	
	(i) Stage III ratio*	1.07%
	(ii) Provision coverage Ratio*	55.76%
	(iii) LCR Ratio	96.28%
	(iv) CRAR	26.41%

*Formula for Computation of Ratios are as follows :-

(i) Debt Equity Ratio	(Debt Securites+Borrowing other than Debt Securites+Subordinate Liabilities)/(Equity Share Capital+Reserve and Surplus)
(ii) Total Debt to Total assets	(Debt Securites+Borrowing other than Debt Securites+Subordinate Liabilities)/Total assets
(iii) Operating Margin	(Profit before tax+Impairment on financial instruments)/Total Income
(iv) Net profit Margin	Profit after tax/Total Income
(v) Stage III ratio	Gross Stage III assets/Total Gross advances and credit Substitutes
(vi) Provision coverage Ratio	Impairment loss allowance for Stage III/Gross Stage III assets

Security cover certificate as per Regulation 54(3) of Securities and Exchange Board of India (Listing Obligations and Disclosure Requirements) Regulations, 2015 as on September 30, 2023															
Column A	Column B	Column C	Column D	Column E	Column F	Column G	Column H	Column I	Column J	Column K	Column L	Column M	Column N	Column O	
Particulars	Description of asset for which this certificate relate	Debt for which this certificate being issued	Other Secured Debt	Debt for which this certificate being issued	Assets shared by pari-passu debt holder: (includes debt for which this certificate is issued & other debt with pari-passu charge)	Other assets on which there is pari-passu charge (excluding items covered in column F)	Assets not offered as security	Elimination (amount if negative)	(Total C to I)	Related to only those items covered by this certificate					
		Book Value	Book Value	Yes/ No	Book Value	Book Value		(Refer Note 3)	Market Value for Assets charged on Exclusive basis	Carrying / Book Value of exclusive charge assets where market value is not ascertainable or applicable (For eg. Bank balance, BSA market value is not available)	Market Value for Pari-passu charge Assets	Carrying value/book value for pari-passu charge assets where market value is not ascertainable or applicable (For eg. Bank balance, BSA market value is not available)	Total Value (K+L+M+N)		
										Relating to Column F					
ASSETS															
Property, Plant and Equipment	Building (Note 1)	-	-	Yes	6.45	-	-	79.07	-	85.53	-	-	44.10	-	45.16
Capital Work-in-Progress	-	-	-	No	-	-	-	-	-	-	-	-	-	-	
Right of Use Assets	-	-	-	No	-	-	-	-	-	-	-	-	-	-	
Goodwill	-	-	-	No	-	-	-	-	-	-	-	-	-	-	
Intangible Assets	-	-	-	No	-	-	-	10.29	-	10.29	-	-	-	-	
Intangible Assets under Development	-	-	-	No	-	-	-	12.37	-	12.37	-	-	-	-	
Investments	Mutual Fund, Debenture, Venture Fund etc. (including articles (Note 2))	-	-	Yes	58,614.35	-	1,36,736.43	-	1,95,350.78	-	-	27,312.12	21,302.23	58,614.35	
Loans	-	-	-	Yes	10,42,112.09	-	5,132.37	-	10,47,244.46	-	-	-	10,42,112.09	10,42,112.09	
Inventory	-	-	-	No	-	-	-	-	-	-	-	-	-	-	
Trade Receivables	-	-	-	Yes	0.28	-	-	-	-	-	-	-	-	0.28	
Cash and Cash Equivalents	Balance with banks in Current account	-	-	Yes	52,507.53	-	-	90.45	-	52,597.98	-	-	52,507.53	52,507.53	
Bank Balances other than Cash and Cash Equivalents	Balance in Fixed Deposit	-	-	Yes	-	-	4,049.61	-	4,049.61	-	-	-	-	-	
Others	-	-	-	No	-	-	4,216.01	-	4,216.01	-	-	-	-	-	
Total					11,53,240.71		1,50,376.60		13,03,617.31			27,356.22	15,15,322.13	11,53,278.35	
LIABILITIES															
Debt securities to which this certificate applies	-	-	-	Yes	6,09,700.96	-	-	(1,574.06)	6,06,126.90	-	-	-	6,09,700.96	6,09,700.96	
Other debt sharing pari-passu charge with above debt	-	-	-	No	2,13,452.07	-	-	(11.86)	2,13,440.21	-	-	-	2,13,452.07	2,13,452.07	
Other Debt	-	-	-	No	-	-	21,103.75	(21.09)	21,082.71	-	-	-	-	-	
Subordinated debt	-	-	-	No	-	-	1,48,476.28	(72.18)	1,48,404.10	-	-	-	-	-	
Borrowings	-	-	-	No	-	-	-	-	-	-	-	-	-	-	
Bank	-	-	-	No	-	-	-	-	-	-	-	-	-	-	
Debt Securities	-	-	-	No	-	-	-	-	-	-	-	-	-	-	
Others	-	-	-	No	-	-	508.05	-	508.05	-	-	-	-	-	
Trade payables	-	-	-	No	-	-	-	-	-	-	-	-	-	-	
Lease liabilities	-	-	-	No	-	-	-	-	-	-	-	-	-	-	
Provisions	-	-	-	No	-	-	76.03	-	76.03	-	-	-	-	-	
Others	-	-	-	No	-	-	7,539.49	3,329.22	10,878.71	-	-	-	-	-	
Total					8,33,153.03		1,76,309.40	(186.92)	10,03,165.71				6,29,153.03	8,29,153.03	
Cover on Book Value							1.40							1.40	
Cover on Market Value															
		Exclusive Security Cover Ratio			Pari-Passu Security Cover Ratio										

Notes:
 1. The Market value of the immovable property is as per the valuation report dated 31 July 2022.
 2. Receivable under financing activities is part of the non trading book whose loans are in the nature of held to maturity and created with a sole objective of collecting principal and interest. Therefore company has considered the book value for this certificate.
 3. In order to match the value of liabilities in Column N with the values in the Ind AS Financial Statements, relevant Ind AS adjustments have been eliminated in Column I (Elimination) and there is no debt amount considered more than once (due to exclusive plus pari-passu charge)

Kotak Mahindra Investments Limited
 Regd. Office : 27BKC, C 27, G Block, Bandra Kurla Complex, Bandra (E), Mumbai - 400 051
 CIN : U65900MH1988PLC047986
 Website: www.kmi.co.in Telephone: 91 22 62185303
Consolidated Related Party Transactions For Six Months Ended As on 30th September, 2023

PART A								
S. No.	Details of the party (listed entity /subsidiary) entering into the transaction	Details of the counterparty	Relationship of the counterparty with the listed entity or its subsidiary	Type of related party transaction	Value of the related party transaction as approved by the audit committee (FY 2023-2024)	Value of transaction during the reporting period	In case monies are due to either party as a result of the transaction	
							Opening balance	Closing balance
	Name	Name						
1	Kotak Mahindra Investments Ltd	Kotak Mahindra Bank Ltd.	Holding Company	Equity Shares			562.26	562.26
2	Kotak Mahindra Investments Ltd	Kotak Mahindra Bank Ltd.	Holding Company	Share Premium			33,240.37	33,240.37
3	Kotak Mahindra Investments Ltd	Kotak Mahindra Bank Ltd.	Holding Company	Term Deposits Placed	Subject to regulatory limits (multiple times during the year)	4,76,900.00	-	-
4	Kotak Mahindra Investments Ltd	Kotak Mahindra Bank Ltd.	Holding Company	Term Deposits Repaid	Subject to regulatory limits (multiple times during the year)	4,71,900.00	-	-
5	Kotak Mahindra Investments Ltd	Kotak Mahindra Bank Ltd.	Holding Company	Interest Income on Term Deposits	7,000.00	424.11	-	-
6	Kotak Mahindra Investments Ltd	Kotak Mahindra Bank Ltd.	Holding Company	Borrowings availed		2,500.25	-	-
7	Kotak Mahindra Investments Ltd	Kotak Mahindra Bank Ltd.	Holding Company	Borrowings availed	2,55,000.00	15,000.00	-	-
8	Kotak Mahindra Investments Ltd	Kotak Mahindra Bank Ltd.	Holding Company	Borrowings Repaid		24,500.00	-	-
9	Kotak Mahindra Investments Ltd	Kotak Mahindra Bank Ltd.	Holding Company	Borrowings Repaid		24,500.00	-	-
10	Kotak Mahindra Investments Ltd	Kotak Mahindra Bank Ltd.	Holding Company	Interest Expense on borrowing	5,260.00	831.56	-	-
11	Kotak Mahindra Investments Ltd	Kotak Mahindra Bank Ltd.	Holding Company	Service Charges Income	175.00	66.00	-	-
12	Kotak Mahindra Investments Ltd	Kotak Mahindra Bank Ltd.	Holding Company	Demat Charges	10.00	0.10	-	-
13	Kotak Mahindra Investments Ltd	Kotak Mahindra Bank Ltd.	Holding Company	Bank Charges		0.58	-	-
14	Kotak Mahindra Investments Ltd	Kotak Mahindra Bank Ltd.	Holding Company	Operating expenses	350.00	95.01	-	-
15	Kotak Mahindra Investments Ltd	Kotak Mahindra Bank Ltd.	Holding Company	Share Services Cost	790.00	229.09	-	-
16	Kotak Mahindra Investments Ltd	Kotak Mahindra Bank Ltd.	Holding Company	Share Services Cost	650.00	370.28	-	-
17	Kotak Mahindra Investments Ltd	Kotak Mahindra Bank Ltd.	Holding Company	License Fees		113.00	-	-
18	Kotak Mahindra Investments Ltd	Kotak Mahindra Bank Ltd.	Holding Company	Fidelity Expense	300.00	113.00	-	-
19	Kotak Mahindra Investments Ltd	Kotak Mahindra Bank Ltd.	Holding Company	ESOP Compensation	75.00	23.71	-	-
20	Kotak Mahindra Investments Ltd	Kotak Mahindra Bank Ltd.	Holding Company	SARS on Employee Transfer	On Actual	4.59	-	-
21	Kotak Mahindra Investments Ltd	Kotak Mahindra Bank Ltd.	Holding Company	Referral fees/PA fees paid	50.00	0.83	-	-
22	Kotak Mahindra Investments Ltd	Kotak Mahindra Bank Ltd.	Holding Company	Transfer of liability to group companies	On Actual	3.31	-	-
23	Kotak Mahindra Investments Ltd	Kotak Mahindra Bank Ltd.	Holding Company	Transfer of liability from group companies	On Actual	22.64	-	-
24	Kotak Mahindra Investments Ltd	Kotak Mahindra Bank Ltd.	Holding Company	Transfer of assets to group companies	On Actual	14.58	-	-
25	Kotak Mahindra Investments Ltd	Kotak Mahindra Bank Ltd.	Holding Company	Transfer of assets from group companies	On Actual	1.98	-	-
26	Kotak Mahindra Investments Ltd	Kotak Mahindra Bank Ltd.	Holding Company	Balance in current account			32,618.93	51,213.50
27	Kotak Mahindra Investments Ltd	Kotak Mahindra Bank Ltd.	Holding Company	Term Deposits Placed			47.16	4,050.40
28	Kotak Mahindra Investments Ltd	Kotak Mahindra Bank Ltd.	Holding Company	Borrowings			50,167.81	40,444.25
29	Kotak Mahindra Investments Ltd	Kotak Mahindra Bank Ltd.	Holding Company	Service charges payable			55.11	196.13
30	Kotak Mahindra Investments Ltd	Kotak Mahindra Bank Ltd.	Holding Company	Interest Accrued Receivable/Payable on CIRS IRS FCIRS			28.43	23.75
31	Kotak Mahindra Investments Ltd	Kotak Mahindra Bank Ltd.	Holding Company	FRA			4.35	7.76
32	Kotak Mahindra Investments Ltd	Kotak Mahindra Bank Ltd.	Holding Company	Fees payable / Chgs payable / Other Payables			2.70	-
33	Kotak Mahindra Investments Ltd	Kotak Securities Limited	Subsidiary of Holding Company	Interest on Non Convertible Debentures Issued	2,835.00	779.88	-	-
34	Kotak Mahindra Investments Ltd	Kotak Securities Limited	Subsidiary of Holding Company	Demat Charges	3.00	-	-	-
35	Kotak Mahindra Investments Ltd	Kotak Securities Limited	Subsidiary of Holding Company	License Fees	5.00	-	-	-
36	Kotak Mahindra Investments Ltd	Kotak Securities Limited	Subsidiary of Holding Company	Expense reimbursement to other company	50.00	-	-	-
37	Kotak Mahindra Investments Ltd	Kotak Securities Limited	Subsidiary of Holding Company	Safe of Securities	50,000.00	-	-	-
38	Kotak Mahindra Investments Ltd	Kotak Securities Limited	Subsidiary of Holding Company	Brokerage / Commission Expense	60.00	-	-	-
39	Kotak Mahindra Investments Ltd	Kotak Securities Limited	Subsidiary of Holding Company	Transfer of liability to group companies	On Actual	5.83	-	-
40	Kotak Mahindra Investments Ltd	Kotak Securities Limited	Subsidiary of Holding Company	Brokerage/ Commission expenses	60.00	5.83	-	-
41	Kotak Mahindra Investments Ltd	Kotak Securities Limited	Subsidiary of Holding Company	Non Convertible Debentures Issued			18,191.33	18,962.78
42	Kotak Mahindra Investments Ltd	Kotak Securities Limited	Subsidiary of Holding Company	Demat charges payable			0.24	0.24
43	Kotak Mahindra Investments Ltd	Kotak Securities Limited	Subsidiary of Holding Company	Service charges Payable			0.11	0.14
44	Kotak Mahindra Investments Ltd	Kotak Mahindra Prime Limited	Subsidiary of Holding Company	Shared service Income	150.00	33.00	-	-
45	Kotak Mahindra Investments Ltd	Kotak Mahindra Prime Limited	Subsidiary of Holding Company	Service charges Receivable			127.12	35.13

44	Kotak Mahindra Investments Ltd	Kotak Mahindra Prime Limited	Subsidiary of Holding Company	Transfer of assets from group companies	On Actual	0.58	-	-
45	Kotak Mahindra Investments Ltd	Kotak Mahindra Prime Limited	Subsidiary of Holding Company	Transfer of liability to group companies	On Actual	-	-	-
46	Kotak Mahindra Investments Ltd	Kotak Infrastructure Debt Fund Limited	Subsidiary of Holding Company	Shared service Income	100.00	16.80	-	-
47	Kotak Mahindra Investments Ltd	Kotak Infrastructure Debt Fund Limited	Subsidiary of Holding Company	Shared services Expenses	7.50	-	-	-
48	Kotak Mahindra Investments Ltd	Kotak Infrastructure Debt Fund Limited	Subsidiary of Holding Company	Service charges Receivable	-	-	-	7.34
49	Kotak Mahindra Investments Ltd	Kotak Infrastructure Debt Fund Limited	Subsidiary of Holding Company	Service charges Payable	-	-	0.76	-
50	Kotak Mahindra Investments Ltd	Kotak Mahindra General Insurance Company Limited	Subsidiary of Holding Company	Insurance premium Expense	10.00	0.16	-	-
51	Kotak Mahindra Investments Ltd	Kotak Mahindra General Insurance Company Limited	Subsidiary of Holding Company	Prepaid expenses / Prepayment	-	-	-	0.58
52	Kotak Mahindra Investments Ltd	Kotak Mahindra Life Insurance Company Limited	Subsidiary of Holding Company	Insurance premium Expense - Employee	20.00	7.49	-	-
53	Kotak Mahindra Investments Ltd	Kotak Mahindra Life Insurance Company Limited	Subsidiary of Holding Company	Insurance premium paid in advance	-	-	7.49	-
54	Kotak Mahindra Investments Ltd	Kotak Alternate Asset Managers Limited (Earlier Kotak Investment Advisory Limited)	Subsidiary of Holding Company	Transfer of liability to group companies - Annual Incentives	On Actual	11.00	-	-
55	Kotak Mahindra Investments Ltd	Kotak Alternate Asset Managers Limited (Earlier Kotak Investment Advisory Limited)	Subsidiary of Holding Company	Service charges Payable	On Actual	-	-	11.00
56	Kotak Mahindra Investments Ltd	BSS Microfinance Limited	Subsidiary of Holding Company	Interest on deposits / borrowings	2,475.00	208.90	-	-
57	Kotak Mahindra Investments Ltd	BSS Microfinance Limited	Subsidiary of Holding Company	Borrowings availed	30,000.00	5,000.00	-	-
58	Kotak Mahindra Investments Ltd	BSS Microfinance Limited	Subsidiary of Holding Company	Borrowing	-	-	5,039.83	10,245.56
59	Kotak Mahindra Investments Ltd	Phoenix ARC Private Limited	Associate of Holding Company	Investments - Gross	-	-	6,100.50	6,100.50
60	Kotak Mahindra Investments Ltd	Business Standard Private Limited	Significant Influence of Uday Kotak	Investments - Gross	-	-	0.20	0.20
61	Kotak Mahindra Investments Ltd	Business Standard Private Limited	Significant Influence of Uday Kotak	Provision for Diminution	-	-	0.20	0.20
62	Kotak Mahindra Investments Ltd	Aero Agencies Private Limited (formerly known as Aero Agencies Limited)	Significant Influence	Prepaid expenses / Prepayment / Fees receivable	-	-	0.42	0.42
63	Kotak Mahindra Investments Ltd	Mr. Amit Bagri	KMP of KMIL	Remuneration	-	249.06	-	-
64	Kotak Mahindra Investments Ltd	Mr. Jay Jeshi	KMP of KMIL	Remuneration	-	45.52	-	-
65	Kotak Mahindra Investments Ltd	Mr. Rajeev Kumar	KMP of KMIL	Remuneration	-	78.88	-	-
66	Kotak Mahindra Investments Ltd	CHANDRASHEKHAR SATHE	Director	Director Sitting Fees & Commission	-	15.35	-	-
67	Kotak Mahindra Investments Ltd	PADMINI KHARE KAICKER	Director	Director Sitting Fees & Commission	-	13.05	-	-
68	Kotak Mahindra Investments Ltd	PARESH PARAJIJS	Director	Director Sitting Fees & Commission	-	17.35	-	-
69	Kotak Mahindra Investments Ltd	PRAKASH APTE	Director	Director Sitting Fees & Commission	-	15.35	-	-
70	Kotak Mahindra Investments Ltd	Uday Kotak	Director	Director Sitting Fees & Commission	-	5.53	-	-

For Kotak Mahindra Investments Limited

AMIT BAGRI (Digitally signed by AMIT BAGRI
Date: 2023.10.19 13:01:13 +05'30')

(Director)
Place: Mumbai
Date : October 19, 2023

Kotak Mahindra Investments Limited
 Regd. Office : 27BKC, C 27, G Block, Bandra Kurla Complex, Bandra (E), Mumbai - 400 051
 CIN : U65900MH1688PLC047986
 Website: www.kmil.co.in Telephone: 91 22 62185303
Consolidated Related Party Transactions For Six Months Ended As on 30th September, 2023

PART B

S. No.	Details of the party (listed entity /subsidiary) entering into the transaction	Details of the counterparty		Type of related party transaction	In case any financial indebtedness is incurred to make or give loans, inter-corporate deposits, advances or investments			Details of the loans, inter-corporate deposits, advances or investments				
	Name	Name	Relationship of the counterparty with the listed entity or its subsidiary		Nature of indebtedness (loan/issuance of debt/any other etc.)	Cost	Tenure	Nature (loan/advance/inter-corporate deposit/investment)	Interest Rate (%)	Tenure	Secured/unsecured	Purpose for which the funds will be utilized by the ultimate recipient of funds (endusage)
1	Kotak Mahindra Investments Ltd	Kotak Mahindra Bank Ltd.	Holding Company	Borrowings availed	Debenture (NCD) Rs.25 Crores	8.11%	1218 Days	Borrowings availed	NA	NA	Secured	Funds shall be used for Financing/lending activities, to repay debts of the company, business operations of the company. Further pending utilisation it may be utilised/invested in Fixed deposit, mutual funds, G sec, Tbill, SDL and other approved instruments for temporary purposes
2	Kotak Mahindra Investments Ltd	Kotak Mahindra Bank Ltd.	Holding Company	Borrowings availed	Term Loan Rs.150 Crores	8.15%	1093 Days	Borrowings availed	NA	NA	Secured	Funds shall be used for Financing/lending activities, to repay debts of the company, business operations of the company. Further pending utilisation it may be utilised/invested in Fixed deposit, mutual funds, G sec, Tbill, SDL and other approved instruments for temporary purposes
3	Kotak Mahindra Investments Ltd	Kotak Mahindra Bank Ltd.	Holding Company	Borrowings Repaid	Over Draft Rs.245 Crores	NA	NA	Borrowings Repaid	NA	NA	Secured	NA
4	Kotak Mahindra Investments Ltd	BSS Microfinance Limited	Subsidiary of Holding Company	Borrowings availed	Debenture (NCD) Rs.50 Crores	8.04%	1105 Days	Borrowings availed	NA	NA	Secured	Funds shall be used for Financing/lending activities, to repay debts of the company, business operations of the company. Further pending utilisation it may be utilised/invested in Fixed deposit, mutual funds, G sec, Tbill, SDL and other approved instruments for temporary purposes

For Kotak Mahindra Investments Limited

AMIT BAGRI Digitally signed by AMIT BAGRI
 Date: 2023.10.19 11:21:34 +05'30'

(Director)
 Place: Mumbai
 Date : October 19, 2023

**KALYANIWALLA
& MISTRY LLP**

CHARTERED ACCOUNTANTS

**Independent Auditor's Report on the Annual Year to Date Consolidated Financial Results
pursuant to the Regulation 52 of the SEBI (Listing Obligations and Disclosure Requirements)
Regulations, 2015**

**To the Board of Directors
Kotak Mahindra Investments Limited**

Report on the Audit of Consolidated Financial Results

Opinion

We have audited the accompanying Statement of Consolidated Financial Results of Kotak Mahindra Investments Limited (hereinafter referred to as the 'Holding Company') and its associate Company (Holding Company and its associate company together referred to as 'the Group') for the year ended March 31, 2023, ('the Statement') attached herewith, being submitted by the Holding Company pursuant to the requirement of Regulation 52 of the Securities and Exchange Board of India (Listing Obligations and Disclosure Requirements) Regulations, 2015, as amended ('Listing Regulations').

In our opinion and to the best of our information and according to the explanations given to us and based on the consideration of reports of other auditors on separate audited financial statements/financial information of the associate company the aforesaid Statement:

- (i) includes the annual financial results of the following entity

Sr. No.	Name of the Entity	Relationship with the Holding Company
1	Phoenix ARC Private Limited	Associate Company

- (ii) is presented in accordance with the requirements of Regulation 52 of the Listing Regulations in this regard; and
- (iii) gives a true and fair view in conformity with the recognition and measurement principles laid down in the applicable Indian Accounting Standards ("Ind AS") prescribed under Section 133 of the Companies Act, 2013 ("the Act") read relevant rules thereunder and other accounting principles generally accepted in India, of the net profit and other comprehensive income and other financial information of the Group for the year ended March 31, 2023.

Basis for Opinion

We conducted our audit in accordance with the Standards on Auditing (SAs) specified under section 143(10) of the Act. Our responsibilities under those Standards are further described in the Auditor's Responsibilities for the Audit of the Consolidated Financial Results section of our report. We are independent of the Group in accordance with the Code of Ethics issued by the Institute of Chartered

LLP IN : AAB - 3437

REGISTERED OFFICE : ESPLANADE HOUSE, 29, HAZARIMAL SOMANI MARG, FORT, MUMBAI 400 001
TEL.: (91) (22) 6158 6200, 6158 7200 FAX: (91) (22) 6158 6275

Accountants of India together with the ethical requirements that are relevant to our audit of the consolidated financial results under the provisions of the Act and the Rules thereunder, and we have fulfilled our other ethical responsibilities in accordance with these requirements and the Code of Ethics.

We believe that the audit evidence obtained by us and other auditors in terms of their reports referred to in "Other Matters" section below, is sufficient and appropriate to provide a basis for our opinion.

Management Responsibilities for the Consolidated Financial Results

This Statement, which is the responsibility of the Holding Company's Management and approved by the Holding Company's Board of Directors, has been prepared on the basis of the consolidated annual financial statements. The Holding Company's Board of Directors is responsible for the preparation and presentation of this Statement that gives a true and fair view of the net profit and other comprehensive income and other financial information of the Group in accordance with the Indian Accounting Standards prescribed under Section 133 of the Act read with Companies (Indian Accounting Standards) Rules, 2015, as amended and other accounting principles generally accepted in India and in compliance with Regulation 52 of the Listing Regulations. The respective Board of Directors of the companies included in the Group are responsible for maintenance of adequate accounting records in accordance with the provisions of the Act for safeguarding of the assets of the Group and for preventing and detecting frauds and other irregularities; selection and application of appropriate accounting policies; making judgments and estimates that are reasonable and prudent; and the design, implementation and maintenance of adequate internal financial controls, that were operating effectively for ensuring accuracy and completeness of the accounting records, relevant to the preparation and presentation of the respective financial results that give a true and fair view and are free from material misstatement, whether due to fraud or error. These financial results have been used for the purpose of preparation of the Statement by the Directors of the Holding Company, as aforesaid.

In preparing the Statement, the respective Board of Directors of the companies included in the Group are responsible for assessing the ability of the Group to continue as a going concern, disclosing, as applicable, matters related to going concern and using the going concern basis of accounting unless the respective Board of Directors either intends to liquidate the Group or to cease operations, or has no realistic alternative but to do so.

The respective Board of Directors of the companies included in the Group are responsible for overseeing the financial reporting process of the Group.

Auditor's Responsibilities for the Audit of the Consolidated Financial Results

Our objectives are to obtain reasonable assurance about whether the Statement as a whole is free from material misstatement, whether due to fraud or error, and to issue an auditor's report that includes our opinion. Reasonable assurance is a high level of assurance, but is not a guarantee that an audit conducted in accordance with SAs will always detect a material misstatement when it exists. Misstatements can arise from fraud or error and are considered material if, individually or in the aggregate, they could reasonably be expected to influence the economic decisions of users taken on the basis of the Statement.

As part of an audit in accordance with SAs, we exercise professional judgment and maintain professional skepticism throughout the audit. We also:

- Identify and assess the risks of material misstatement of the Statement, whether due to fraud or error, design and perform audit procedures responsive to those risks, and obtain audit evidence that is sufficient and appropriate to provide a basis for our opinion. The risk of not detecting a material misstatement resulting from fraud is higher than for one resulting from error, as fraud may involve collusion, forgery, intentional omissions, misrepresentations, or the override of internal control.
- Obtain an understanding of internal control relevant to the audit in order to design audit procedures that are appropriate in the circumstances. Under Section 143(3) (i) of the Act, we are also responsible for expressing our opinion on whether the Holding company has adequate internal financial controls with reference to consolidated financial statements in place and the operating effectiveness of such controls.
- Evaluate the appropriateness of accounting policies used and the reasonableness of accounting estimates and related disclosures made by the Board of Directors.
- Conclude on the appropriateness of the Board of Directors use of the going concern basis of accounting and, based on the audit evidence obtained, whether a material uncertainty exists related to events or conditions that may cast significant doubt on the ability of the Group to continue as a going concern. If we conclude that a material uncertainty exists, we are required to draw attention in our auditor's report to the related disclosures in the Statement or, if such disclosures are inadequate, to modify our opinion. Our conclusions are based on the audit evidence obtained up to the date of our auditor's report. However, future events or conditions may cause the Group to cease to continue as a going concern.
- Evaluate the overall presentation, structure and content of the Statement, including the disclosures, and whether the Statement represent the underlying transactions and events in a manner that achieves fair presentation.
- Obtain sufficient appropriate audit evidence regarding the financial statement/ financial information of the entities within the Group to express an opinion on the Statement. We are responsible for the direction, supervision and performance of the audit of financial information of such entities included in the Statement of which we are the independent auditors. For the other entities included in the Statement, which have been audited by other auditors, such other auditors remain responsible for the direction, supervision and performance of the audits carried out by them. We remain solely responsible for our audit opinion.

We communicate with those charged with governance of the Holding Company and such other entities included in the Statement of which we are the independent auditors regarding, among other matters, the planned scope and timing of the audit and significant audit findings, including any significant deficiencies in internal control that we identify during our audit.

We also provide those charged with governance with a statement that we have complied with relevant ethical requirements regarding independence, and to communicate with them all relationships and other

Kotak Mahindra Investments Limited

Regd. Office : 27BKC, C 27, G Block, Bandra Kurla Complex, Bandra (E), Mumbai - 400 051

CIN : U65900MH1988PLC047986

Website: www.kmil.co.in Telephone: 91 22 62185303

Consolidated Statement of audited Financial Results as at March 31, 2023

Consolidated Statement of Assets and Liabilities

(Rs. In lakhs)

Sr. No.	Particulars	As at	As at
		March 31, 2023	March 31, 2022
		Audited	Audited
ASSETS			
1	Financial assets		
a)	Cash and cash equivalents	33,347.36	36,964.89
b)	Bank Balance other than cash and cash equivalents	47.09	45.03
c)	Receivables		
	Trade receivables	0.28	72.87
	Other receivables	155.46	214.67
d)	Loans	9,33,538.92	6,66,846.66
e)	Investments		
	Investments accounted for using the equity method	22,124.47	16,546.48
	Others	2,43,115.77	2,53,514.50
f)	Other Financial assets	224.92	224.19
	Sub total	12,32,554.27	9,74,429.29
2	Non-financial assets		
a)	Current Tax assets (Net)	766.78	1,702.42
b)	Property, Plant and Equipment	90.90	87.40
c)	Intangible assets under development	14.93	3.25
d)	Other intangible assets	32.29	192.67
e)	Other Non-financial assets	101.79	245.12
	Sub total	1,006.69	2,230.86
	Total Assets	12,33,560.96	9,76,660.15
LIABILITIES AND EQUITY			
LIABILITIES			
1	Financial liabilities		
a)	Derivative financial instruments	5,891.36	-
b)	Payables		
	Trade Payables		
	Total outstanding dues of creditors other than micro enterprises and small enterprises	380.84	311.07
	Other Payables		
	Total outstanding dues of creditors other than micro enterprises and small enterprises	1,425.41	1,198.27
c)	Debt Securities	4,90,668.25	3,93,287.04
d)	Borrowings (Other than Debt Securities)	4,17,296.29	3,03,082.87
e)	Subordinated Liabilities	20,231.85	20,234.24
	Sub total	9,35,894.00	7,18,113.49
2	Non-Financial liabilities		
a)	Current tax liabilities (Net)	2,699.32	2,427.98
b)	Deferred Tax liabilities (Net)	1,763.46	456.77
c)	Provisions	931.20	1,053.29
d)	Other non-financial liabilities	598.06	531.06
	Sub total	5,992.04	4,469.10
3	EQUITY		
a)	Equity Share Capital	562.26	562.26
b)	Other equity	2,91,112.66	2,53,515.30
	Sub total	2,91,674.92	2,54,077.56
	Total Liabilities and Equity	12,33,560.96	9,76,660.15

Kotak Mahindra Investments Limited
 Regd. Office : 27BKC, C 27, G Block, Bandra Kurla Complex, Bandra (E), Mumbai - 400 051
 CIN : U65900MH1988PLC047986
 Website: www.kmil.co.in Telephone: 91 22 62185303
 Consolidated Statement of audited Financial Results for the Period ended March 31, 2023

Consolidated Statement of Profit and Loss

(Rs. in lakhs)

Particulars	Year ended	
	March 31, 2023	March 31, 2022
	Audited	Audited
REVENUE FROM OPERATIONS		
(i) Interest Income	88,593.19	79,695.35
(ii) Dividend Income	177.01	204.12
(iii) Net gain on fair value changes	1,045.72	6,605.06
(iv) Net gain on derecognition of financial instruments under amortised cost category	(3.61)	110.11
(v) Others	648.34	630.70
(i) Total Revenue from operations	90,460.65	89,145.34
(ii) Other Income	418.32	265.83
(iii) Total Income (i + ii)	90,878.97	89,431.17
EXPENSES		
(i) Finance Costs	39,300.51	34,682.98
(ii) Impairment on financial Instruments	(1,413.18)	(5,278.10)
(iii) Employee Benefits expenses	3,827.97	3,472.40
(iv) Depreciation, amortization and impairment	208.54	221.76
(v) Other expenses	3,242.47	3,117.80
(iv) Total expenses	45,166.31	36,218.84
(v) Profit/(loss) before tax and Share of net profits of Investments accounted using equity method (iii - iv)	45,712.66	53,212.33
(vi) Share of net profits/(loss) of Investments accounted using equity method	5,577.99	1,740.09
(vii) Profit/(loss) before tax(v+vi)	51,290.65	54,952.42
(viii) Tax expense		
(1) Current tax	11,611.38	12,471.53
(2) Deferred tax	1,503.69	1,563.70
Total tax expense (1+2)	13,115.07	14,035.23
(ix) Profit/(loss) for the period (vii - viii)	38,175.58	40,917.19
(x) Other Comprehensive Income		
(i) Items that will not be reclassified to profit or loss		
- Remeasurements of the defined benefit plans	14.00	(36.37)
(ii) Income tax relating to items that will not be reclassified to profit or loss	(3.52)	9.15
Total (A)	10.48	(27.22)
(i) Items that will be reclassified to profit or loss		
- Financial Instruments measured at FVOCI	(796.69)	(256.55)
(ii) Income tax relating to items that will be reclassified to profit or loss	200.51	66.15
Total (B)	(596.18)	(190.40)
Other comprehensive income (A + B)	(585.70)	(217.62)
(xi) Total Comprehensive Income for the period (ix + x)	37,589.88	40,699.57
(xii) Paid-up equity share capital (face value of Rs. 10 per share)	502.20	502.20
(xiii) Earnings per equity share (not annualised):		
Basic & Diluted (Rs.)	678.97	727.73
See accompanying note to the financial results		

Place : Mumbai
 Date : May 26, 2023

KOTAK MAHINDRA INVESTMENTS LIMITED

Regd. Office : 27BKC, C 27, G Block, Bandra Kurla Complex, Bandra (E), Mumbai - 400 051

CIN : U65900MH1999PLC047986

Website: www.kmil.co.in Telephone: 91 22 62185303

Consolidated Statement Of Cash Flows For The Year Ended March 31, 2023

Particulars	(Rs. in lakhs)	
	For the year ended March 31st, 2023	For the year ended March 31st, 2022
	Audited	Audited
Cash flow from operating activities		
Profit before tax	51,280.05	54,952.42
Adjustments to reconcile profit before tax to net cash generated from / (used in) operating activities		
Depreciation, amortization and impairment	208.64	221.76
Dividend Received	(177.01)	(204.12)
Profit on Sale of Property, Plant and Equipment	(4.28)	(7.98)
Impairment on financial instruments	(1,413.18)	(5,276.10)
Net gain / (loss) on financial instruments at fair value through profit or loss	(1,042.11)	(8,605.08)
Interest on Borrowing	39,300.61	34,682.98
Interest on Borrowing paid	(33,491.45)	(35,413.30)
ESOP Expense	7.48	38.52
Remeasurements of the defined benefit plans.	14.00	(38.37)
Share of Net profits of investment accounted under equity method	(5,677.09)	(1,740.09)
Debt Instruments through Other Comprehensive Income	(786.69)	(266.55)
Operating profit before working capital changes	48,318.47	38,354.11
Working capital adjustments		
(Increase) / Decrease in Bank Balance other than cash and cash equivalent	(2.08)	(2.13)
(Increase) / Decrease in Loans	(2,66,387.80)	(40,762.17)
(Increase) / Decrease in Receivables	133.13	441.16
(Increase) / Decrease in Other Financial Assets	(0.08)	(0.08)
(Increase) / Decrease in Other Non Financial Assets	143.33	25.34
Increase / (Decrease) in Trade payables	89.77	(15.37)
Increase / (Decrease) in other Payables	227.14	608.21
Increase / (Decrease) in other non-financial liabilities	67.00	24.86
Increase / (Decrease) provisions	(122.09)	(249.54)
(Increase) / Decrease in unamortized discount	15,887.04	23,228.57
	(2,48,984.62)	(16,725.11)
Net Cash (used in) / generated from operations	(2,00,666.15)	21,629.00
Income tax paid (net)	(10,404.41)	(13,387.41)
Net cash (used in) / generated from operating activities	(2,11,070.56)	8,241.59
Cash flow from investing activities		
Purchase of investments	(38,71,138.89)	(45,33,177.89)
Sale of investments	38,79,560.17	44,19,219.09
Interest on Investments	3,237.54	7,520.03
Purchase of Property, Plant and Equipment	(73.65)	(85.58)
Sale of Property, Plant and Equipment	14.59	39.81
Dividend on Investments	177.01	204.13
Net cash (used in) / generated from Investing activities	11,776.77	(1,06,272.31)
Cash flow from financing activities		
Proceeds from Debt Securities	2,30,474.96	2,43,049.36
Repayment of Debt Securities	(1,40,082.68)	(1,15,669.29)
Intercompany Deposit Issued	69,200.00	29,003.38
Intercompany Deposit Redeemed	(64,200.00)	(27,003.36)
Commercial Paper Issued	5,18,056.82	22,68,427.86
Commercial Paper Redeemed	(6,01,600.00)	(22,57,000.00)
Term Loans Drawn/(repaid)	1,11,831.25	(9,999.99)
Increase/(Decrease) in Bank overdraft(Net)	71,895.20	(10,500.01)
Net cash generated/(used in) from Financing Activities	1,96,675.55	1,20,308.12
Net increase / (decrease) in cash and cash equivalents	(3,818.24)	22,277.40
Cash and cash equivalents at the beginning of the year	36,872.10	14,664.70
Cash and cash equivalents at the end of the half year	33,353.86	36,972.10
Reconciliation of cash and cash equivalents with the balance sheet		
Cash and cash equivalents as per balance sheet		
Cash on hand		
Balances with banks in current account	33,353.86	36,972.10
Cheques, drafts on hand		
Cash and cash equivalents as restated as at the half year end¹	33,353.86	36,972.10
¹ Cash and cash equivalents shown in Balance Sheet is net of ECL provision of Rs. 6.50 lakhs as at March 31, 2023 (Previous year: Rs. 7.21 lakhs)		

i) The above Statement of cash flow has been prepared under the 'Indirect Method' as set out in Ind AS 7 - 'Statement of cash flow'.

ii) Non-cash financing activity : ESOP from parent of Rs 7.48 lakh for year ended March 31, 2023 (March 31, 2022 - Rs 36.52 lakh)

iii) The previous period figures have been re-grouped, wherever necessary in order to conform to this period presentation.

Kotak Mahindra Investments Limited

Regd. Office : 27BKC, C 27, G Block, Bandra Kurla Complex, Bandra (E), Mumbai - 400 051

CIN : U65900MH1988PLC047986

Website: www.kmil.co.in Telephone: 91 22 62185303

Consolidated Statement of audited Financial Results as at March 31, 2023

Notes:

- 1 The consolidated annual financial results have been prepared in accordance with and comply in all material aspect with Indian Accounting Standards (Ind As) notified under section 133 of Companies Act , 2013 ('the ACT') read with the companies (Indian Accounting Standards) Rules,2015 as amended from time to time and other relevant provisions of the Act. The consolidated annual financial statements, used to prepare the consolidated financial results, are based on the notified Schedule III of the Act, as amended from time to time, for Non-Banking Financial Companies that are required to comply with Ind AS.
- 2 The above consolidated results were reviewed by the Audit Committee at meeting held on May 26, 2023 and approved and taken on record by the Board of Directors at held on May 26, 2023, in terms Regulation 52 of the Securities and Exchange Board of India (Listing and other Disclosure Requirements) Regulations, 2015.
- 3 Disclosure in compliance with Regulation 52(4) of Securities and Exchange Board of India(Listing Obligations and Disclosure Requirements) Regulations, 2015 for the year ended March 31, 2023 is attached as Annexure I.
- 4 Figures for the previous period/year have been regrouped wherever necessary to conform to current period/year presentation.

For Kotak Mahindra Investments Limited

AMIT BAGRI Digitally signed by AMIT BAGRI
Date: 2023.05.26 16:55:40
+05'30'

(Director)
Place: Mumbai
Date : May 26, 2023

**Roshni
Rayomand
Marfatia**

Digitally signed by Roshni Rayomand Marfatia
DN: cn=R, ce=Personal,
2.5.4.2F=ed4556e9abc43ca099514b1784c567
d92b3a31b1c660cb9723acc7e372ce2e6a,
postalCode=400091, st=Maharashtra,
serialNumber=5198b319761d2547e2331c17eb
14d2140210608b1541806644821e7e022af
v, cn=Roshni Rayomand Marfatia
Date: 2023.05.26 17:10:57 +05'30'

Annexure I

Disclosure in compliance with Regulation 52(4) of Securities and Exchange Board of India(Listing Obligations and Disclosure Requirements) Regulations, 2015 for the year ended March 31, 2023

Sr No.	Particulars	Ratio
a)	Debt Equity Ratio*	3.18:1
b)	Debt Service Coverage Ratio	Not applicable
c)	Interest Service Coverage Ratio	Not applicable
d)	Outstanding Redeemable Preference Shares(Quantity and value)	Not applicable
		Capital redemption reserve: Rs. 1,003.85 Lakhs
e)	Capital redemption reserve/ Debenture redemption reserve	Debenture redemption reserve is not required in respect of privately placed debentures in terms of rule 18(7)(b)(ii) of Companies(Share capital and debentures) Rules ,2014
f)	Net Worth	Rs. 291,674.92 Lakhs
g)	Net Profit after Tax	Rs. 38,175.58 Lakhs
h)	Earning per share	Basic & Diluted - Rs. 678.97
i)	Current Ratio	0.98:1
j)	Long term debt to working capital ratio	(32.93):1
k)	Bad Debt to account receivable ratio	0%
l)	Current Liability Ratio	55.91%
m)	Total Debt to Total assets*	75.25%
n)	Debtors Turnover	Not Applicable
o)	Inventory Turnover	Not Applicable
p)	Operating Margin(%)*	54.88%
q)	Net profit Margin(%)*	42.01%
r)	Sector Specific equivalent ratios such as	
	(i) Stage III ratio*	1.21%
	(ii) Provision coverage Ratio*	53.18%
	(iii) LCR Ratio	91.61%

*Formula for Computation of Ratios are as follows :-

(i) Debt Equity Ratio	$(\text{Debt Securities} + \text{Borrowing other than Debt Securities} + \text{Subordinate Liabilities}) / (\text{Equity Share Capital} + \text{Reserve and Surplus})$
(ii) Total Debt to Total assets	$(\text{Debt Securities} + \text{Borrowing other than Debt Securities} + \text{Subordinate Liabilities}) / \text{Total assets}$
(iii) Operating Margin	$(\text{Profit before tax} + \text{Impairment on financial Instruments}) / \text{Total Income}$
(iv) Net profit Margin	$\text{Profit after tax} / \text{Total Income}$
(v) Stage III ratio	$\text{Gross Stage III assets} / \text{Total Gross advances and credit Substitutes}$
(vi) Provision coverage Ratio	$\text{Impairment loss allowance for Stage III} / \text{Gross Stage III assets}$

**KALYANIWALLA
& MISTRY LLP**

CHARTERED ACCOUNTANTS

**Independent Auditor's Report on Quarterly Standalone Financial Results and Year to Date Standalone
Financial Results pursuant to the Regulation 52 of the SEBI (Listing Obligations and Disclosure
Requirements) Regulations, 2015**

**To the Board of Directors
Kotak Mahindra Investments Limited**

Report on the Audit of Standalone Financial Results

Opinion

We have audited the accompanying quarterly and yearly financial results of standalone financial results of Kotak Mahindra Investments Limited (hereinafter referred to as 'the Company') for the quarter ended March 31, 2023 and year to date results for the period April 1, 2022 to March 31, 2023, together with notes thereon ('the Statement'), attached herewith, being submitted by the Company pursuant to the requirement of Regulation 52 of the Securities and Exchange Board of India (Listing Obligations and Disclosure Requirements) Regulations, 2015, as amended ('Listing Regulations').

In our opinion and to the best of our information and according to the explanations given to us, the aforesaid Statement:

- (i) is presented in accordance with the requirements of Regulation 52 of the Listing Regulations in this regard; and
- (ii) gives a true and fair view in conformity with the recognition and measurement principles laid down in the applicable Indian Accounting Standards ("Ind AS") prescribed under section 133 of the Companies Act, 2013 ("the Act") read with relevant rules issued thereunder and other accounting principles generally accepted in India, of the net profit and other comprehensive income and other financial information of the Company for the quarter ended March 31, 2023 as well as year to date results for the period from April 1, 2022 to March 31, 2023.

Basis for Opinion

We conducted our audit in accordance with the Standards on Auditing (SAs) specified under section 143(10) of the Act. Our responsibilities under those Standards are further described in the Auditor's Responsibilities for the Audit of the Standalone Financial Results section of our report. We are independent of the Company in accordance with the Code of Ethics issued by the Institute of Chartered Accountants of India together with the ethical requirements that are relevant to our audit of the Statement under the provisions of the Act and the Rules thereunder, and we have fulfilled our other ethical responsibilities in accordance with these requirements and the Code of Ethics.

We believe that the audit evidence obtained by us is sufficient and appropriate to provide a basis for our opinion.

Management Responsibilities for the Standalone Financial Results

This Statement, which is the responsibility of the Company's Management and approved by the Board of Directors, has been prepared on the basis of the standalone annual financial statements. The Company's Board of Directors is responsible for the preparation and presentation of this Statement that gives a true and fair view of the net profit and other comprehensive income and other financial information in accordance with the recognition and measurement principles laid down in Ind AS prescribed under section 133 of the Act read with Companies

(Indian Accounting Standards) Rules, 2015, as amended issued thereunder and other accounting principles generally accepted in India and in compliance with Regulation 52 of the Listing Regulations, The Board of Directors of the Company is responsible for maintenance of adequate accounting records in accordance with the provisions of the Act for safeguarding of the assets of the Company and for preventing and detecting frauds and other irregularities; selection and application of appropriate accounting policies; making judgments and estimates that are reasonable and prudent; and the design, implementation and maintenance of adequate internal financial controls, that were operating effectively for ensuring accuracy and completeness of the accounting records, relevant to the preparation and presentation of the Statement that give a true and fair view and are free from material misstatement, whether due to fraud or error.

In preparing the Statement, the Board of Directors of the Company are responsible for assessing the ability of the Company to continue as a going concern, disclosing, as applicable, matters related to going concern and using the going concern basis of accounting unless the Board of Directors either intends to liquidate the Company or to cease operations, or has no realistic alternative but to do so.

The Board of Directors of the Company is responsible for overseeing the financial reporting process of the Company.

Auditor's Responsibilities for the Audit of the Standalone Financial Results

Our objectives are to obtain reasonable assurance about whether the Statement as a whole is free from material misstatement, whether due to fraud or error, and to issue an auditor's report that includes our opinion. Reasonable assurance is a high level of assurance but is not a guarantee that an audit conducted in accordance with SAs will always detect a material misstatement when it exists. Misstatements can arise from fraud or error and are considered material if, individually or in the aggregate, they could reasonably be expected to influence the economic decisions of users taken on the basis of the Statement.

As part of an audit in accordance with SAs, we exercise professional judgment and maintain professional skepticism throughout the audit. We also:

- Identify and assess the risks of material misstatement of the Statement, whether due to fraud or error, design and perform audit procedures responsive to those risks, and obtain audit evidence that is sufficient and appropriate to provide a basis for our opinion. The risk of not detecting a material misstatement resulting from fraud is higher than for one resulting from error, as fraud may involve collusion, forgery, intentional omissions, misrepresentations, or the override of internal control.
- Obtain an understanding of internal control relevant to the audit in order to design audit procedures that are appropriate in the circumstances. Under section 143(3) (i) of the Act, we are also responsible for expressing our opinion on whether the Company has adequate internal financial controls with reference to standalone financial statements in place and the operating effectiveness of such controls.
- Evaluate the appropriateness of accounting policies used and the reasonableness of accounting estimates and related disclosures made by the Board of Directors.
- Conclude on the appropriateness of the Board of Directors' use of the going concern basis of accounting and, based on the audit evidence obtained, whether a material uncertainty exists related to events or conditions that may cast significant doubt on the ability of the Company to continue as a going concern. If we conclude that a material uncertainty exists, we are required to draw attention in our auditor's report to the related disclosures in the Statement or, if such disclosures are inadequate, to modify our opinion. Our conclusions are based on the audit evidence obtained up to the date of our auditor's report. However, future events or conditions may cause the Company to cease to continue as a going concern.

- Evaluate the overall presentation, structure and content of the Statement, including the disclosures, and whether the Statement represent the underlying transactions and events in a manner that achieves fair presentation.

We communicate with those charged with governance of the Company regarding, among other matters, the planned scope and timing of the audit and significant audit findings, including any significant deficiencies in internal control that we identify during our audit.

We also provide those charged with governance with a statement that we have complied with relevant ethical requirements regarding independence, and to communicate with them all relationships and other matters that may reasonably be thought to bear on our independence, and where applicable, related safeguards.

Other Matters

The Statement include the results for the quarter ended March 31, 2023, being the balancing figure between the audited figures in respect of the full financial year and the published unaudited year to date figures up to the third quarter ended December 31, 2022, prepared in accordance with the recognition and measurement principles laid down in accordance with Ind AS 34 "Interim Financial Reporting" which were subject to limited review by us.

For KALYANIWALLA & MISTRY LLP
Chartered Accountants
Firm Registration No. 104607W/W100166

Roshni Rayomand
Marfatia

Digitally signed by Roshni Rayomand Marfatia
DN: cn=Roshni Rayomand Marfatia, o=Kalyaniwalla & Mistry LLP, ou=Kalyaniwalla & Mistry LLP, email=Roshni.Rayomand@kalyaniwalla.com, c=IN

Roshni R. Marfatia
Partner
M. No.: 106548
UDIN: 23106548BGUVYM8000
Mumbai, May 26, 2023.

Kotak Mahindra Investments Limited
 Regd. Office : 27BKC, C 27, G Block, Bandra Kurla Complex, Bandra (E), Mumbai - 400 051
 CIN : U65900MH1998PLC047986
 Website: www.kmil.co.in Telephone: 91 22 62185303
 Statement of Standalone Audited Financial Results as at March 31, 2023

Statement of Standalone Assets and Liabilities

(₹ in Lakhs)

Sr. No.	Particulars	As at	As at
		March 31, 2023	March 31, 2022
		Audited	Audited
ASSETS			
1	Financial assets		
a)	Cash and cash equivalents	33,347.36	36,964.89
b)	Bank Balance other than cash and cash equivalents	47.09	45.03
c)	Receivables		
	Trade receivables	0.28	72.87
	Other receivables	155.46	214.67
d)	Loans	9,33,538.92	6,68,846.66
e)	Investments	2,49,216.27	2,59,615.00
f)	Other Financial assets	224.92	224.19
	Sub total	12,16,530.30	9,63,983.31
2	Non-financial assets		
a)	Current Tax assets (Net)	766.78	1,702.42
b)	Deferred Tax assets (Net)	2,246.79	2,149.62
c)	Property, Plant and Equipment	90.90	87.40
d)	Intangible assets under development	14.93	3.25
e)	Other Intangible assets	32.29	192.67
f)	Other Non-financial assets	101.79	245.12
	Sub total	3,253.48	4,380.48
	Total Assets	12,19,783.78	9,68,363.79
LIABILITIES AND EQUITY			
LIABILITIES			
1	Financial liabilities		
a)	Derivative financial Instruments	5,891.36	-
b)	Payables		
	(i) Trade Payables		
	(i) Total outstanding dues of micro enterprises and small enterprises	-	-
	(ii) Total outstanding dues of creditors other than micro enterprises and small enterprises	380.84	311.07
	(ii) Other Payables		
	(i) Total outstanding dues of micro enterprises and small enterprises	-	-
	(ii) Total outstanding dues of creditors other than micro enterprises and small enterprises	1,425.41	1,198.27
c)	Debt Securities	4,90,868.25	3,93,287.04
d)	Borrowings (Other than Debt Securities)	4,17,296.29	3,03,082.87
e)	Subordinated Liabilities	20,231.85	20,234.24
	Sub total	9,35,894.00	7,18,113.49
2	Non-Financial liabilities		
a)	Current tax liabilities (Net)	2,699.32	2,427.98
b)	Provisions	931.20	1,053.29
c)	Other non-financial liabilities	598.06	531.06
	Sub total	4,228.58	4,012.33
3	EQUITY		
a)	Equity Share Capital	562.26	562.26
b)	Other equity	2,79,098.94	2,45,675.71
	Sub total	2,79,661.20	2,46,237.97
	Total Liabilities and Equity	12,19,783.78	9,68,363.79

Kotak Mahindra Investments Limited
 Regd. Office : 27BKC, C 27, G Block, Bandra Kurla Complex, Bandra (E), Mumbai - 400 051
 CIN : U65900MH1988PLC047988
 Website: www.kmil.co.in Telephone: 91 22 62185303
 Statement of Standalone Audited Financial Results for the Period ended March 31, 2023

Statement of Standalone Profit and Loss

(Rs. in lakhs)

Particulars	Quarter ended			Year ended	
	March 31, 2023	December 31, 2022	March 31, 2022	March 31, 2023	March 31, 2022
	Refer Note 6	Unaudited	Refer Note 8	Audited	Audited
REVENUE FROM OPERATIONS					
(i) Interest Income	26,968.97	22,018.25	21,021.42	88,593.19	79,595.35
(ii) Dividend Income	32.55	59.82	103.68	177.01	204.12
(iii) Net gain on fair value changes	(272.58)	317.50	1,303.67	1,045.72	8,805.06
(iv) Net gain on derecognition of financial instruments under amortised cost category	(3.61)	-	81.31	(3.81)	110.11
(v) Others	351.07	115.02	282.47	648.34	630.70
(i) Total Revenue from operations	27,076.40	22,510.59	22,792.35	90,460.65	89,145.34
(ii) Other Income	88.70	65.11	73.36	418.32	285.83
(iii) Total income (i + ii)	27,165.10	22,575.70	22,865.71	90,878.97	89,431.17
EXPENSES					
(i) Finance Costs	12,702.92	10,292.75	8,708.41	39,300.51	34,882.98
(ii) Impairment on financial instruments	(2,815.32)	(270.87)	(5,202.94)	(1,413.18)	(5,276.10)
(iii) Employee Benefits expenses	863.64	1,013.23	978.91	3,827.97	3,472.40
(iv) Depreciation, amortization and impairment	48.28	51.62	57.06	208.54	221.76
(v) Other expenses	902.55	876.62	631.94	3,242.47	3,117.80
(iv) Total expenses	11,783.07	11,962.35	8,073.36	45,166.31	36,218.84
(v) Profit/(loss) before tax (iii - iv)	15,402.03	10,613.35	17,792.33	45,712.66	63,212.33
(vi) Tax expense					
(1) Current tax	3,352.25	3,356.24	3,154.21	11,611.38	12,471.53
(2) Deferred tax	516.56	(564.52)	1,395.37	99.83	1,125.75
Total tax expense (1+2)	3,868.81	2,791.72	4,549.58	11,711.21	13,597.28
(vii) Profit/(loss) for the period (v - vi)	11,533.22	7,821.63	13,242.75	34,001.45	39,615.05
(viii) Other Comprehensive Income					
(i) Items that will not be reclassified to profit or loss					
- Remeasurements of the defined benefit plans	(43.56)	42.27	(33.39)	14.00	(36.37)
(ii) Income tax relating to items that will not be reclassified to profit or loss	10.97	(10.64)	8.40	(3.52)	9.15
Total (A)	(32.59)	31.63	(24.99)	10.48	(27.22)
(i) Items that will be reclassified to profit or loss					
- Financial Instruments measured at FVOCI	231.94	511.71	91.52	(786.69)	(256.55)
(ii) Income tax relating to items that will be reclassified to profit or loss	(68.38)	(128.78)	(21.45)	200.51	66.15
Total (B)	173.56	382.93	70.07	(586.18)	(190.40)
Other comprehensive income (A + B)	140.97	414.56	45.08	(575.70)	(217.62)
(ix) Total Comprehensive Income for the period (vii + viii)	11,674.19	8,236.19	13,287.83	33,415.75	39,397.43
(x) Paid-up equity share capital (face value of Rs. 10 per share)	562.26	562.26	562.26	562.26	562.26
(xi) Earnings per equity share* Basic & Diluted (Rs.)	205.42	139.11	235.53	804.73	704.57
See accompanying note to the financial results					

* numbers are not annualized for quarter ended March 31, 2023, December 31, 2022 and March 31, 2022.

Place : Mumbai
 Date : May 26, 2023

KOTAK MAHINDRA INVESTMENTS LIMITED

Regd. Office : 27BKC, C 27, G Block, Bandra Kurla Complex, Bandra (E), Mumbai - 400 051

CIN : U65900MH1988PLC047986

Website: www.kmil.co.in Telephone: 91 22 62185303

Statement of Standalone Cash Flows for the year Ended March 31, 2023

(Rs. In lakhs)

Particulars	For the year ended March 31, 2023	For the year ended March 31, 2022
	Audited	Audited
Cash flow from operating activities		
Profit before tax	45,712.66	53,212.33
Adjustments to reconcile profit before tax to net cash generated from / (used in) operating activities		
Depreciation, amortization and impairment	208.54	221.76
Dividend Received	(177.01)	(204.12)
Profit on Sale of Property, Plant and Equipment	(4.28)	(7.98)
Impairment on financial instruments	(1,413.18)	(5,276.10)
Net gain/(loss) on financial instruments at fair value through profit or loss	(1,042.11)	(8,605.06)
Interest on Borrowing	39,300.51	34,682.98
Interest on Borrowing paid	(33,491.45)	(35,413.30)
ESOP Expense	7.48	36.52
Remeasurements of the defined benefit plans	14.00	(36.37)
Debt Instruments through Other Comprehensive Income	(796.69)	(256.55)
Operating profit before working capital changes	48,318.47	38,354.11
Working capital adjustments		
(Increase) / Decrease in Bank Balance other than cash and cash equivalent	(2.06)	(2.13)
(Increase) / Decrease in Loans	(2,65,387.80)	(40,782.17)
(Increase) / Decrease in Receivables	133.13	441.16
(Increase) / Decrease in Other Financial Assets	(0.08)	(0.06)
(Increase) / Decrease in Other Non Financial Assets	143.33	25.34
Increase / (Decrease) in Trade payables	69.77	(15.37)
Increase / (Decrease) in other Payables	227.14	606.21
Increase / (Decrease) in other non-financial liabilities	67.00	24.88
Increase / (Decrease) provisions	(122.09)	(249.54)
(Increase) / Decrease in unamortized discount	15,887.04	23,226.57
	(2,48,984.62)	(16,725.11)
Net Cash (used in) / generated from operations	(2,00,666.15)	21,629.00
Income tax paid (net)	(10,404.41)	(13,387.41)
Net cash (used in) / generated from operating activities	(2,11,070.56)	8,241.59
Cash flow from Investing activities		
Purchase of Investments	(38,71,138.89)	(45,33,177.89)
Sale of Investments	38,79,560.17	44,19,219.09
Interest on Investments	3,237.54	7,528.03
Purchase of Property, Plant and Equipment	(73.65)	(85.58)
Sale of Property, Plant and Equipment	14.59	39.91
Dividend on Investments	177.01	204.13
Net cash (used in) / generated from Investing activities	11,776.77	(1,06,272.31)
Cash flow from financing activities		
Proceeds from Debt Securities	2,30,474.96	2,43,049.36
Repayment of Debt Securities	(1,40,082.68)	(1,15,669.29)
Intercompany Deposit Issued	69,200.00	29,003.36
Intercompany Deposit Redeemed	(64,200.00)	(27,003.36)
Commercial Paper Issued	5,18,056.82	22,68,427.96
Commercial Paper Redeemed	(6,01,500.00)	(22,57,000.00)
Term Loans Drawn/(repaid)	1,11,831.25	(9,999.90)
Increase/(Decrease) in Bank overdraft(Net)	71,895.20	(10,500.01)
Net cash generated/(used in) from Financing Activities	1,95,675.55	1,20,308.12

Continued

ROTAH MAHINDRA INVESTMENTS LIMITED Statement of Standalone Cash Flows for the year Ended March 31, 2023 (Continued)		
Particulars	For the year ended March 31, 2023	For the year ended March 31, 2022
	Audited	Audited
Net increase/ (decrease) in cash and cash equivalents	(3,618.24)	22,277.40
Cash and cash equivalents at the beginning of the year	36,972.10	14,694.70
Cash and cash equivalents at the end of the year	33,353.86	36,972.10
Reconciliation of cash and cash equivalents with the balance sheet		
Cash and cash equivalents as per balance sheet		
Cash on hand		
Balances with banks in current account	33,353.86	36,972.10
Cheques, drafts on hand	-	-
Cash and cash equivalents as restated as at the year end *	33,353.86	36,972.10
* Cash and cash equivalents shown in Balance Sheet is net of ECL provision of Rs. 6.50 lakhs as at March 31, 2023 (Previous year: Rs. 7.21 lakhs)		

- I) The above Statement of cash flow has been prepared under the 'Indirect Method' as set out in Ind AS 7 - 'Statement of cash flow'.
- II) Non-cash financing activity : ESOP from parent of Rs 7.48 lakh for year ended March 31, 2023 (March 31, 2022 - Rs 36.52 lakh)
- III) The previous period figures have been re-grouped, wherever necessary in order to conform to this period presentation.

Kotak Mahindra Investments Limited

Regd. Office : 27BKC, C 27, G Block, Bandra Kurla Complex, Bandra (E), Mumbai - 400 051

CIN : U65900MH1998PLC047988

Website: www.kmil.co.in Telephone: 91 22 62185303

Statement of Standalone Audited Financial Results as at March 31, 2023

Notes:

- 1 The standalone financial results have been prepared in accordance with Indian Accounting Standards ("Ind AS") notified under the Companies (Indian Accounting Standards) Rules, 2015 as amended by the Companies (Indian Accounting Standards) Rules, 2016 read with the relevant rules issued thereunder and other accounting principles generally accepted in India. Any application guidance/clarification/directions issued by the Reserve Bank of India or other regulators are implemented as and when they are issued/applicable.
- 2 The above standalone results were reviewed by the Audit Committee at meeting held on May 25, 2023 and approved and taken on record by the Board of Directors at meetings held on May 26, 2023. The standalone results for the year ended March 31, 2023 have been reviewed by the Statutory Auditors of the Company.
- 3 Disclosure in compliance with Regulation 52(4) of Securities and Exchange Board of India (Listing Obligations and Disclosure Requirements) Regulations, 2015 for the year ended March 31, 2023 is attached as Annexure I.
- 4 These standalone financial results have been prepared in accordance with the requirement of Regulation 52 of the SEBI (Listing Obligations and Disclosure Requirements) Regulations, 2015, as amended from time to time.
- 5 The security cover certificate as per Regulation 54(3) of Securities and Exchange Board of India (Listing Obligations and Disclosure Requirements) Regulations, 2015 is attached as Annexure II.
- 6 The figures for the quarter ended March 31, 2023 and March 31, 2022 are the balancing figure between the audited figures in respect of the full financial year and the published year to date unaudited figures up to the end of third quarter ended December 31, 2022 and December 31, 2021 respectively, prepared in accordance with the recognition and measurement principles laid down in accordance with Ind AS 34 "Interim Financial Reporting".
- 7 There has been no material change in the accounting policies adopted during the year ended March 31, 2023 for the Standalone Financial Results as compared to those followed in the Standalone Financial Statements for the year ended March 31, 2022.
- 8 Figures for the previous period/year have been regrouped wherever necessary to conform to current period/year presentation.

For Kotak Mahindra Investments Limited

AMIT BAGRI

Digitally signed by AMIT
BAGRI
Date: 2023.05.26 16:57:03
+05'30'

Amit Bagri
Managing Director

Place : Mumbai
Date : May 26, 2023

**Roshni
Rayomand
Marfatia**

Digitally signed by Roshni Rayomand
Marfatia
DN: c=IN, o=Personal,
2.5.4.20=da596c9abc43c6690f514b1289c56
2dd2b3a21b2c0bdc9723aec2e872ce0483,
postalCode=400001, st=Maharashtra,
serialNumber=5188677761f485e7c353617b
634d2140b3b6688b3548968644824e73c62
df6, cn=Roshni Rayomand Marfatia
Date: 2023.05.26 17:08:52 +05'30'

Annexure I

Disclosure in compliance with Regulation 52(4) of Securities and Exchange Board of India(Listing Obligations and Disclosure Requirements) Regulations, 2015 for the year ended March 31, 2023

Sr No.	Particulars	Ratio
a)	Debt Equity Ratio*	3.32:1
b)	Debt Service Coverage Ratio	Not applicable
c)	Interest Service Coverage Ratio	Not applicable
d)	Outstanding Redeemable Preference Shares(Quantity and value)	Nil Capital redemption reserve: Rs. 1,003.85 Lakhs
e)	Capital redemption reserve/ Debenture redemption reserve	Debenture redemption reserve is not required in respect of privately placed debentures in terms of rule 18(7)(b)(ii) of Companies(Share capital and debentures) Rules ,2014
f)	Net Worth	Rs. 279,661.20 Lakhs
g)	Net Profit after Tax	Rs. 34,001.45 Lakhs
h)	Earning per share	Basic and Diluted - Rs. 604.73
l)	Current Ratio	0.98:1
j)	Long term debt to working capital ratio	(32.93):1
k)	Bad Debt to account receivable ratio	0%
l)	Current Liability Ratio	55.91%
m)	Total Debt to Total assets*	76.10%
n)	Debtors Turnover	Not Applicable
o)	Inventory Turnover	Not Applicable
p)	Operating Margin(%)*	48.75%
1)	Net profit Margin(%)*	37.41%
r)	Sector Specific equivalent ratios such as	
	(i) Stage III ratio*	1.21%
	(ii) Provision coverage Ratio*	53.18%
	(iii) LCR Ratio	91.61%
	(iv) CRAR	28.61%

*Formula for Computation of Ratios are as follows :-

(i) Debt Equity Ratio	(Debt Securites+Borrowing other than Debt Securites+Subordinate Liabilities)/(Equity Share Capital+Reserve and Surplus)
(ii) Total Debt to Total assets	(Debt Securites+Borrowing other than Debt Securites+Subordinate Liabilities)/Total assets
(iii) Operating Margin	(Profit before tax+Impairment on financial instruments)/Total Income
(iv) Net profit Margin	Profit after tax/Total Income
(v) Stage III ratio	Gross Stage III assets/Total Gross advances and credit Substitutes
(vi) Provision coverage Ratio	Impairment loss allowance for Stage III/Gross Stage III assets

KOTAK EQUINOX INVESTMENTS LIMITED

Annexure II

Security cover certificate as per Regulation 54(9) of Securities and Exchange Board of India (Listing Obligations and Disclosure Requirements) Regulations, 2015 as on March 31, 2023														
Column A	Column B	Column C	Column D	Column E	Column F	Column G	Column H	Column I	Column J	Column K	Column L	Column M	Column N	
Particulars	Description of asset for which this certificate is valid	Debt for which this certificate being issued	Debt balance	Debt for which this certificate being issued	Assets covered by pari-passu charge (includes debt for which this certificate is issued & other debt with pari-passu charge)	Other assets of which there is pari-passu charge (including those covered by column F)	Assets not covered (if any)	Difference (excess) in market value	Total (C to I)	Particulars to verify cover (sum covered by this certificate)				Total Value (C to N)
										Market Value for Assets (Excess or Inclusive thereof)	Market Value for Assets (Excess or Inclusive thereof)	Market Value for Assets (Excess or Inclusive thereof)	Market Value for Assets (Excess or Inclusive thereof)	
		Book Value	Book Value	Yes/No	Book Value	Book Value	(Refer Note 1)							
ASSETS														
Property, Plant and Equipment	Building (Note 3)	-	-	Yes	6.52	-	61.35	-	67.87	-	-	-	67.87	67.87
Capital Work-in-Progress	-	-	-	No	-	-	-	-	-	-	-	-	-	-
Right of Use Assets	-	-	-	No	-	-	-	-	-	-	-	-	-	-
Goodwill	-	-	-	No	-	-	-	-	-	-	-	-	-	-
Intangible Assets	-	-	-	No	-	-	37.29	-	37.29	-	-	-	-	-
Intangible Assets under Development	-	-	-	No	-	-	14.93	-	14.93	-	-	-	-	-
Investments	Mutual Fund, Debitum, Venture Fund etc.	-	-	Yes	80,057.98	1,00,158.29	-	2,40,216.27	-	37,328.55	36,926.43	-	80,057.98	-
Items	Inventory (Refer Note 2)	-	-	Yes	9,27,986.57	-	5,553.35	-	9,33,539.92	-	-	-	9,33,539.92	9,33,539.92
Intangible Assets	-	-	-	No	-	-	-	-	-	-	-	-	-	-
Trade Receivables	-	-	-	Yes	0.78	-	-	-	0.78	-	-	-	0.78	0.78
Cash and Cash Equivalents	Revolving credit facilities, Current account, Bank Balances other than Cash and Cash Equivalents	-	-	Yes	33,045.74	361.62	-	33,407.36	-	33,045.74	33,045.74	-	33,045.74	33,045.74
Equity	-	-	-	Yes	-	47.09	-	47.09	-	-	-	-	47.09	47.09
Other	-	-	-	No	-	3,028.74	-	3,028.74	-	-	-	-	3,028.74	3,028.74
Total	-	-	-	-	10,50,137.32	1,00,519.86	-	12,19,757.18	-	57,374.55	59,800.61	-	10,50,137.32	10,50,137.32
LIABILITIES														
Debt securities to which this certificate applies	-	-	-	Yes	4,55,607.64	-	4,604.10	-	4,60,211.74	-	-	-	4,55,607.64	4,55,607.64
Other debt having pari-passu charge with this certificate	-	-	-	No	2,40,415.29	-	27,450	-	2,67,865.29	-	-	-	2,40,415.29	2,40,415.29
Other Debt	-	-	-	No	-	-	10,245.14	-	10,245.14	-	-	-	-	-
Subordinated debt	-	-	-	No	-	-	1,70,977.65	-	1,70,977.65	-	-	-	-	-
Bonds	-	-	-	No	-	-	-	-	-	-	-	-	-	-
Debt Securities	-	-	-	No	-	-	-	-	-	-	-	-	-	-
Others	-	-	-	No	-	-	760.34	-	760.34	-	-	-	-	-
Trade payables	-	-	-	No	-	-	-	-	-	-	-	-	-	-
Other liabilities	-	-	-	No	-	-	-	-	-	-	-	-	-	-
Provisions	-	-	-	No	-	-	831.20	-	831.20	-	-	-	-	-
Others	-	-	-	No	-	-	5,600.70	-	5,600.70	-	-	-	-	-
Total	-	-	-	-	7,42,043.93	5,36,592.83	-	13,18,636.76	-	7,42,043.93	7,42,043.93	-	7,42,043.93	7,42,043.93
Cover on Book Value	-	-	-	-	1.42	-	-	-	1.42	-	-	-	1.42	1.42
Cover on Market Value	-	-	-	-	-	-	-	-	-	-	-	-	-	-
		Exclusive Security Cover Ratio			Pari-Passu Security Cover Ratio									

Notes:
 1. The Market value of the inventory is as per the valuation report dated 31 July 2023.
 2. Inventory under financing activities is part of the non-financing book where same are of the nature of held to maturity and created with a sole objective of collecting principal and interest. Therefore company has considered the book value for this certificate.
 3. In order to match the value of liabilities in Column N with the value in the Ind AS Financial Statements, relevant Ind AS requirements have been considered in Column I (Exclusion) and there is no debt amount considered more than price due to exclusive pari-passu charge.

Kotak Mahindra Investments Limited
 Regd. Office : 27BKC, C 27, G Block, Bandra Kurla Complex, Bandra (E), Mumbai - 400 051
 CIN : U65900MH1988PLC047986
 Website: www.kmi.co.in Telephone: 91 22 82185303
Consolidated Related Party Transactions For Six Months Ended As on 31st March, 2023

PART A							(Rs in Lakhs)	
S. No.	Details of the party (listed entity /subsidiary) entering into the transaction	Details of the counterparty		Type of related party transaction	Value of the related party transaction as approved by the audit committee (FY 2022-2023)	Value of transaction during the reporting period	In case monies are due to either party as a result of the transaction	
							Opening balance	Closing balance
1	Kotak Mahindra Investments Ltd	Kotak Mahindra Bank Ltd.	Holding Company	Equity Shares	-	-	562.26	562.26
2	Kotak Mahindra Investments Ltd	Kotak Mahindra Bank Ltd.	Holding Company	Share Premium	-	-	33,240.37	33,240.37
3	Kotak Mahindra Investments Ltd	Kotak Mahindra Bank Ltd.	Holding Company	Term Deposits Placed	Subject to regulatory limits (multiple times during the year)	4,02,950.00	-	-
4	Kotak Mahindra Investments Ltd	Kotak Mahindra Bank Ltd.	Holding Company	Term Deposits Repaid	Subject to regulatory limits (multiple times during the year)	4,02,950.00	-	-
5	Kotak Mahindra Investments Ltd	Kotak Mahindra Bank Ltd.	Holding Company	Interest Received on Term Deposits	1,609.00	361.80	-	-
6	Kotak Mahindra Investments Ltd	Kotak Mahindra Bank Ltd.	Holding Company	Borrowings availed	2,10,000.00	35,600.00	-	-
7	Kotak Mahindra Investments Ltd	Kotak Mahindra Bank Ltd.	Holding Company	Borrowings Repaid	-	1,90,000.00	-	-
8	Kotak Mahindra Investments Ltd	Kotak Mahindra Bank Ltd.	Holding Company	Interest on borrowing	5,250.00	552.16	-	-
9	Kotak Mahindra Investments Ltd	Kotak Mahindra Bank Ltd.	Holding Company	Service Charges Received	125.00	33.68	-	-
10	Kotak Mahindra Investments Ltd	Kotak Mahindra Bank Ltd.	Holding Company	Demat Charges Paid	-	0.88	-	-
11	Kotak Mahindra Investments Ltd	Kotak Mahindra Bank Ltd.	Holding Company	Bank Charges paid	9.00	0.41	-	-
12	Kotak Mahindra Investments Ltd	Kotak Mahindra Bank Ltd.	Holding Company	Operating expenses	350.00	81.03	-	-
13	Kotak Mahindra Investments Ltd	Kotak Mahindra Bank Ltd.	Holding Company	Share Service Cost	670.00	246.03	-	-
14	Kotak Mahindra Investments Ltd	Kotak Mahindra Bank Ltd.	Holding Company	Stance fees paid	630.00	274.22	-	-
15	Kotak Mahindra Investments Ltd	Kotak Mahindra Bank Ltd.	Holding Company	Royalty paid	300.00	114.44	-	-
16	Kotak Mahindra Investments Ltd	Kotak Mahindra Bank Ltd.	Holding Company	Interest on borrowings paid including on OIS	5,150.00	1,019.63	-	-
17	Kotak Mahindra Investments Ltd	Kotak Mahindra Bank Ltd.	Holding Company	ESOP Compensation	75.00	0.10	-	-
18	Kotak Mahindra Investments Ltd	Kotak Mahindra Bank Ltd.	Holding Company	Referral fees/PA fees paid	53.00	4.04	-	-
19	Kotak Mahindra Investments Ltd	Kotak Mahindra Bank Ltd.	Holding Company	Transfer of liability to group companies	On Actual	107.88	-	-
20	Kotak Mahindra Investments Ltd	Kotak Mahindra Bank Ltd.	Holding Company	Transfer of liability from group companies	On Actual	39.76	-	-
21	Kotak Mahindra Investments Ltd	Kotak Mahindra Bank Ltd.	Holding Company	Transfer of assets from group companies	On Actual	2.19	-	-
22	Kotak Mahindra Investments Ltd	Kotak Mahindra Bank Ltd.	Holding Company	Transfer of assets to group companies	On Actual	7.97	-	-
23	Kotak Mahindra Investments Ltd	Kotak Mahindra Bank Ltd.	Holding Company	Balance in Current account	-	-	35,729.26	33,618.93
24	Kotak Mahindra Investments Ltd	Kotak Mahindra Bank Ltd.	Holding Company	Term Deposits Placed	-	-	46.07	47.10
25	Kotak Mahindra Investments Ltd	Kotak Mahindra Bank Ltd.	Holding Company	Borrowings	-	-	25,399.83	50,167.81
26	Kotak Mahindra Investments Ltd	Kotak Mahindra Bank Ltd.	Holding Company	Service charges payable	-	-	461.87	55.15
27	Kotak Mahindra Investments Ltd	Kotak Mahindra Bank Ltd.	Holding Company	Service charges receivable	-	-	69.66	28.49
28	Kotak Mahindra Investments Ltd	Kotak Mahindra Bank Ltd.	Holding Company	Demat Charges Payable	-	-	0.61	-
29	Kotak Mahindra Investments Ltd	Kotak Mahindra Bank Ltd.	Holding Company	Interest Accrued Receivable/Payable on ORS IAS FCIS	-	-	-	4.35
30	Kotak Mahindra Investments Ltd	Kotak Mahindra Bank Ltd.	Holding Company	IRA	-	-	-	2.20
31	Kotak Mahindra Investments Ltd	Kotak Securities Limited	Subsidiary of Holding Company	Fees payable / Chgs payable / Other Payables	-	-	-	-
32	Kotak Mahindra Investments Ltd	Kotak Securities Limited	Subsidiary of Holding Company	Interest paid on Non Convertible Debentures Issued	1,800.00	775.62	-	-
33	Kotak Mahindra Investments Ltd	Kotak Securities Limited	Subsidiary of Holding Company	Sale of Securities	55,000.00	25,191.06	-	-
34	Kotak Mahindra Investments Ltd	Kotak Securities Limited	Subsidiary of Holding Company	Brokerage / Commission Expense	60.00	8.72	-	-
35	Kotak Mahindra Investments Ltd	Kotak Securities Limited	Subsidiary of Holding Company	Transfer of liability to group companies	On Actual	3.66	-	-
36	Kotak Mahindra Investments Ltd	Kotak Securities Limited	Subsidiary of Holding Company	Non Convertible Debentures Issued	-	-	19,866.26	18,193.33
37	Kotak Mahindra Investments Ltd	Kotak Securities Limited	Subsidiary of Holding Company	Demat charges payable	-	-	0.24	0.24
38	Kotak Mahindra Investments Ltd	Kotak Securities Limited	Subsidiary of Holding Company	Service charges Payable	-	-	0.77	0.11
39	Kotak Mahindra Investments Ltd	Kotak Mahindra Prime Limited	Subsidiary of Holding Company	Shared service income	161.00	64.10	-	-

39	Kotak Mahindra Investments Ltd	Kotak Mahindra Prime Limited	Subsidiary of Holding Company	Service charges Receivable			59.50	127.11
40	Kotak Mahindra Investments Ltd	Kotak Mahindra Prime Limited	Subsidiary of Holding Company	Transfer of Assets to group companies	On Actual	0.69	-	-
41	Kotak Mahindra Investments Ltd	Kotak Mahindra Prime Limited	Subsidiary of Holding Company	Transfer of liability to group companies	On Actual	0.45	-	-
42	Kotak Mahindra Investments Ltd	Kotak Infrastructure Debt Fund Limited	Subsidiary of Holding Company	Shared service Income		75.00	10.68	-
43	Kotak Mahindra Investments Ltd	Kotak Infrastructure Debt Fund Limited	Subsidiary of Holding Company	Shared services Expenses		7.50	4.55	-
44	Kotak Mahindra Investments Ltd	Kotak Infrastructure Debt Fund Limited	Subsidiary of Holding Company	Service charges Receivable		-	-	13.39
45	Kotak Mahindra Investments Ltd	Kotak Infrastructure Debt Fund Limited	Subsidiary of Holding Company	Service charges Payable		-	-	0.37
46	Kotak Mahindra Investments Ltd	Kotak Infrastructure Debt Fund Limited	Subsidiary of Holding Company	Transfer of liability to group companies	On Actual	-	-	-
47	Kotak Mahindra Investments Ltd	Kotak Infrastructure Debt Fund Limited	Subsidiary of Holding Company	Transfer of assets from group companies	On Actual	0.69	-	-
48	Kotak Mahindra Investments Ltd	Kotak Infrastructure Debt Fund Limited	Subsidiary of Holding Company	Transfer of assets to group companies	On Actual	0.61	-	-
49	Kotak Mahindra Investments Ltd	Kotak Mahindra General Insurance Company Limited	Subsidiary of Holding Company	Insurance premium paid		500.00	1.47	-
50	Kotak Mahindra Investments Ltd	Kotak Mahindra General Insurance Company Limited	Subsidiary of Holding Company	Insurance premium paid in advance		-	-	1.04
51	Kotak Mahindra Investments Ltd	Kotak Mahindra Life Insurance Company Limited	Subsidiary of Holding Company	Insurance premium paid		1,000.00	5.01	-
52	Kotak Mahindra Investments Ltd	Kotak Mahindra Life Insurance Company Limited	Subsidiary of Holding Company	Insurance premium paid in advance		-	-	5.01
53	Kotak Mahindra Investments Ltd	Kotak Investment Advisory Limited	Subsidiary of Holding Company	Transfer of liability to group companies	On Actual	-	71.32	-
54	Kotak Mahindra Investments Ltd	BSS Microfinance Limited	Subsidiary of Holding Company	Interest on Borrowings		975.00	41.35	-
55	Kotak Mahindra Investments Ltd	BSS Microfinance Limited	Subsidiary of Holding Company	Borrowings availed		20,000.00	5,000.00	-
56	Kotak Mahindra Investments Ltd	BSS Microfinance Limited	Subsidiary of Holding Company	Borrowing		-	-	5,039.03
57	Kotak Mahindra Investments Ltd	Phoenix ARC Private Limited	Associate of Holding Company	Investments - Gross		-	-	6,100.50
58	Kotak Mahindra Investments Ltd	Business Standard Private Limited	Significant Influence	Investments - Gross		-	-	0.20
59	Kotak Mahindra Investments Ltd	Aero Agencies Private Limited	Significant Influence	Provision for Diminution		-	-	0.20
60	Kotak Mahindra Investments Ltd	Aero Agencies Private Limited (formerly known as Aero Agencies Limited)	Significant Influence	Travel & other miscellaneous charges		10.00	0.89	-
61	Kotak Mahindra Investments Ltd	Aero Agencies Private Limited	Significant Influence	Prepaid expenses		-	-	0.42
62	Kotak Mahindra Investments Ltd	Mr. Amit Bagri	Executive Director (MD and CEO)	Remuneration		-	131.98	-
63	Kotak Mahindra Investments Ltd	Mr. Jay Joshi	Key Management Personnel	Remuneration		-	35.19	-
64	Kotak Mahindra Investments Ltd	Mr. Rakesh Jadhav	Key Management Personnel	Remuneration		-	3.93	-
65	Kotak Mahindra Investments Ltd	Mr. Chandreshwar Sahe	Independent Director	Director Sitting Fees & Commission	Approved by Board	-	18.20	-
66	Kotak Mahindra Investments Ltd	Mr. Padmraj Khare	Independent Director	Director Sitting Fees & Commission	Approved by Board	-	16.40	-
67	Kotak Mahindra Investments Ltd	Mr. Parash Parasnis	Independent Director	Director Sitting Fees & Commission	Approved by Board	-	12.20	-
68	Kotak Mahindra Investments Ltd	Mr. Prakash Apte	Independent Director	Director Sitting Fees & Commission	Approved by Board	-	3.50	-

For Kotak Mahindra Investments Limited

(Director)
Place: Mumbai
Date: May 28, 2023

Kotak Mahindra Investments Limited
 Regd. Office : 27 BKO, C 27, G Block, Bandra Kurla Complex, Bandra (E), Mumbai - 400 051
 CIN : U68900MH1986PLC047866
 Website: www.kmi.co.in Telephone: 01 22 92185303
 Consolidated Related Party Transactions For Six Months Ended As on 31st March, 2023

PART B

S. No.	Details of the party (Holding entity/ Subsidiary) entering into the transaction	Details of the counterparty		Type of related party transaction	In case any financial indebtedness is incurred to make or give loans, inter-corporate deposits, advances or investments			Details of the loans, inter-corporate deposits, advances or investments				
		Name	Relationship of the counterparty with the related entity or its subsidiary		Nature of indebtedness (loan/ issuance of debt/ any other etc.)	Cost	Tenure	Nature (loan/ advance/ inter-corporate deposit/ investment)	Interest Rate (%)	Tenure	Secured/ unsecured	Purpose for which the funds will be utilized by the ultimate recipient of funds (end usage)
1	Kotak Mahindra Investments Ltd	Kotak Mahindra Bank Ltd.	Holding Company	Borrowings availed	Over Draft Rs.394 Crores	8.00%	325 Days	Borrowings availed	NA	NA	Secured	Funds shall be used for Financing/lending activities, to repay debts of the company, business operations of the company. Further pending utilization it may be utilized/invested in Fixed deposit, mutual funds, G sec, TDR, SDL and other approved instruments for temporary purposes.
2	Kotak Mahindra Investments Ltd	Kotak Mahindra Bank Ltd.	Subsidiary of Holding Company	Borrowings Repaid	Over Draft Rs.149 Crores	-	NA	Borrowing Repaid	NA	NA	Secured	NA
3	Kotak Mahindra Investments Ltd	BSS Microfinance Limited	Subsidiary of Holding Company	Borrowings availed	Debtorsure (ICD) Rs.50 Crores	8.16%	1056 Days	Borrowings availed	NA	NA	Secured	Funds shall be used for Financing/lending activities, to repay debts of the company, business operations of the company. Further pending utilization it may be utilized/invested in Fixed deposit, mutual funds, G sec, TDR, SDL and other approved instruments for temporary purposes.

For Kotak Mahindra Investments Limited

(Director)
 Place: Mumbai
 Date : May 26, 2023





Kotak Mahindra Investments

May 23, 2022

BSE Limited, Listing Department,
Phiroze Jeejeebhoy Towers,
Dalal Street, Mumbai- 400001.

Kind Attn: Head- Listing Department/Dept. of Corporate Communications

Sub: Submission of Consolidated and Standalone Audited Financial Results of Kotak Mahindra Investments Ltd. ("Company") under Regulation 52 of Securities and Exchange Board of India (Listing Obligations and Disclosure Requirements) Regulations 2015, as amended from time to time.

Dear Sir/Madam,

Pursuant to Regulation 52 of Securities and Exchange Board of India (Listing Obligations and Disclosure Requirements) Regulations, 2015 ("Listing Regulations"), we wish to inform the Exchange that the Board of Directors of the Company at its Meeting held on May 23, 2022 has approved the Consolidated and Standalone Audited Financial Results of the Company for the Year Ended March 31, 2022.

In this regard, please find enclosed herewith the following:

1. Consolidated and Standalone Audited Financial Results for the Year Ended March 31, 2022 in the specified format along with the Audit Report of Statutory Auditor.
2. Disclosures in compliance with Regulation 52(4) of the Listing Regulations.

Kindly take the aforementioned submissions on your records and acknowledge the receipt of the letter.

Thanking you,
Yours Faithfully,

For Kotak Mahindra Investments Limited

Jignesh Dave
Company Secretary
Encl: as above

Kotak Mahindra Investments Ltd.
CIN: U65900MH1988PLC047986
12BKC, 3rd Floor, Plot C-12, G Block
Bandra (E), Mumbai - 400 051

T+91 022 62185320
F+91 022 62215400
www.kotak.com

Registered Office:
27BKC, C 27, G Block
Bandra Kurla Complex,
Mumbai - 400 051

KALYANIWALLA & MISTRY LLP

CHARTERED ACCOUNTANTS

Independent Auditor's Report on the Annual Year to Date Consolidated Financial Results pursuant to the Regulation 52 of the SEBI (Listing Obligations and Disclosure Requirements) Regulations, 2015

To the Board of Directors
Kotak Mahindra Investments Limited

Report on the Audit of Consolidated Financial Results

Opinion

We have audited the accompanying Statement of Consolidated Financial Results of Kotak Mahindra Investments Limited (hereinafter referred to as the 'Holding Company') and its associate Company (Holding Company and its associate company together referred to as 'the Group') for the year ended March 31, 2022, ('the Statement') attached herewith, being submitted by the Holding Company pursuant to the requirement of Regulation 52 of the Securities and Exchange Board of India (Listing Obligations and Disclosure Requirements) Regulations, 2015, as amended ('Listing Regulations').

In our opinion and to the best of our information and according to the explanations given to us and based on the consideration of reports of other auditors on separate audited financial statements/financial information of the associate company the aforesaid Statement:

(i) includes the annual financial results of the following entity

Sr. No.	Name of the Entity	Relationship with the Holding Company
1	Phoenix ARC Private Limited	Associate Company

(ii) is presented in accordance with the requirements of Regulation 52 of the Listing Regulations in this regard; and

(iii) gives a true and fair view in conformity with the recognition and measurement principles laid down in the applicable Indian Accounting Standards ("Ind AS") prescribed under Section 133 of the Companies Act, 2013 ("the Act") read relevant rules thereunder and other accounting principles generally accepted in India, of the net profit and other comprehensive income and other financial information of the Group for the year ended March 31, 2022.

Basis for Opinion

We conducted our audit in accordance with the Standards on Auditing (SAs) specified under section 143(10) of the Act. Our responsibilities under those Standards are further described in the Auditor's Responsibilities for the Audit of the Consolidated Financial Results section of our report. We are independent of the Group in



LLP IN : AAH - 3437

REGISTERED OFFICE : ESPLANADE HOUSE, 29, HAZARIMAL SOMANI MARG, FORT, MUMBAI 400 001
TEL.: (91) (22) 6158 6200, 6158 7200 FAX : (91) (22) 6158 6275

accordance with the Code of Ethics issued by the Institute of Chartered Accountants of India together with the ethical requirements that are relevant to our audit of the consolidated financial results under the provisions of the Act and the Rules thereunder, and we have fulfilled our other ethical responsibilities in accordance with these requirements and the Code of Ethics.

We believe that the audit evidence obtained by us and other auditors in terms of their reports referred to in "Other Matters" section below, is sufficient and appropriate to provide a basis for our opinion.

Management Responsibilities for the Consolidated Financial Results

This Statement, which is the responsibility of the Holding Company's Management and approved by the Holding Company's Board of Directors, has been prepared on the basis of the consolidated annual financial statements. The Holding Company's Board of Directors is responsible for the preparation and presentation of this Statement that gives a true and fair view of the net profit and other comprehensive income and other financial information of the Group in accordance with the Indian Accounting Standards prescribed under Section 133 of the Act read with Companies (Indian Accounting Standards) Rules, 2015, as amended and other accounting principles generally accepted in India and in compliance with Regulation 52 of the Listing Regulations. The respective Board of Directors of the companies included in the Group are responsible for maintenance of adequate accounting records in accordance with the provisions of the Act for safeguarding of the assets of the Group and for preventing and detecting frauds and other irregularities; selection and application of appropriate accounting policies; making judgments and estimates that are reasonable and prudent; and the design, implementation and maintenance of adequate internal financial controls, that were operating effectively for ensuring accuracy and completeness of the accounting records, relevant to the preparation and presentation of the respective financial results that give a true and fair view and are free from material misstatement, whether due to fraud or error. These financial results have been used for the purpose of preparation of the Statement by the Directors of the Holding Company, as aforesaid.

In preparing the Statement, the respective Board of Directors of the companies included in the Group are responsible for assessing the ability of the Group to continue as a going concern, disclosing, as applicable, matters related to going concern and using the going concern basis of accounting unless the respective Board of Directors either intends to liquidate the Group or to cease operations, or has no realistic alternative but to do so.

The respective Board of Directors of the companies included in the Group are responsible for overseeing the financial reporting process of the Group.

Auditor's Responsibilities for the Audit of the Consolidated Financial Results

Our objectives are to obtain reasonable assurance about whether the Statement as a whole is free from material misstatement, whether due to fraud or error, and to issue an auditor's report that includes our opinion. Reasonable assurance is a high level of assurance, but is not a guarantee that an audit conducted in accordance with SAs will always detect a material misstatement when it exists. Misstatements can arise from



KALYANIWALLA
& MISTRY LLP

fraud or error and are considered material if, individually or in the aggregate, they could reasonably be expected to influence the economic decisions of users taken on the basis of the Statement.

As part of an audit in accordance with SAs, we exercise professional judgment and maintain professional skepticism throughout the audit. We also:

- Identify and assess the risks of material misstatement of the Statement, whether due to fraud or error, design and perform audit procedures responsive to those risks, and obtain audit evidence that is sufficient and appropriate to provide a basis for our opinion. The risk of not detecting a material misstatement resulting from fraud is higher than for one resulting from error, as fraud may involve collusion, forgery, intentional omissions, misrepresentations, or the override of internal control.
- Obtain an understanding of internal control relevant to the audit in order to design audit procedures that are appropriate in the circumstances. Under Section 143(3) (i) of the Act, we are also responsible for expressing our opinion on whether the Holding company has adequate internal financial controls with reference to consolidated financial statements in place and the operating effectiveness of such controls.
- Evaluate the appropriateness of accounting policies used and the reasonableness of accounting estimates and related disclosures made by the Board of Directors.
- Conclude on the appropriateness of the Board of Directors use of the going concern basis of accounting and, based on the audit evidence obtained, whether a material uncertainty exists related to events or conditions that may cast significant doubt on the ability of the Group to continue as a going concern. If we conclude that a material uncertainty exists, we are required to draw attention in our auditor's report to the related disclosures in the Statement or, if such disclosures are inadequate, to modify our opinion. Our conclusions are based on the audit evidence obtained up to the date of our auditor's report. However, future events or conditions may cause the Group to cease to continue as a going concern.
- Evaluate the overall presentation, structure and content of the Statement, including the disclosures, and whether the Statement represent the underlying transactions and events in a manner that achieves fair presentation.
- Obtain sufficient appropriate audit evidence regarding the financial statement/ financial information of the entities within the Group to express an opinion on the Statement. We are responsible for the direction, supervision and performance of the audit of financial information of such entities included in the Statement of which we are the independent auditors. For the other entities included in the Statement, which have been audited by other auditors, such other auditors remain responsible for the direction, supervision and performance of the audits carried out by them. We remain solely responsible for our audit opinion.

We communicate with those charged with governance of the Holding Company and such other entities included in the Statement of which we are the independent auditors regarding, among other matters, the



**KALYANIWALLA
& MISTRY LLP**

planned scope and timing of the audit and significant audit findings, including any significant deficiencies in internal control that we identify during our audit.

We also provide those charged with governance with a statement that we have complied with relevant ethical requirements regarding independence, and to communicate with them all relationships and other matters that may reasonably be thought to bear on our independence, and where applicable, related safeguards.


Other Matters

1. The Statement includes the audited Financial Results of an associate company whose Financial Statements reflect Group's share of net profit after tax of Rs. 1302.13 lakhs for the period from April 1, 2021 to March 31, 2022, as considered in the Statement, which have been audited by their respective independent auditors. The independent auditors' reports on financial statements of these entities have been furnished to us and our opinion on the Statement, in so far as it relates to the amounts and disclosures included in respect of these entities, is based solely on the report of such auditors and the procedures performed by us are as stated in paragraph above.

Our opinion on the Statement is not modified with respect to our reliance on the work done and the reports of the other auditors and the financial information certified by the Board of Directors.

2. The Consolidated financial statements of the Company for the year ended March 31, 2021, were audited by erstwhile auditor whose audit report dated May 18, 2021, expressed an unmodified opinion on those annual financial statements.

For KALYANIWALLA & MISTRY LLP
Chartered Accountants
Firm Registration No. 104607W/W100166



Roshni R. Marfatia
Partner

M. No.: 106548

UDIN: 22106548AJKPYN9173

Mumbai, May 23, 2022.



Kotak Mahindra Investments Limited
 Regd. Office : 27BKC, C 27, G Block, Bandra Kurla Complex, Bandra (E), Mumbai - 400 051
 CIN : U65900MH1988PLC047986
 Website: www.kmil.co.in Telephone: 91 22 62185303
 Consolidated Statement of audited Financial Results as at March 31, 2022

Consolidated Statement of Assets and Liabilities

(Rs. In lakhs)


Sr. No.	Particulars	As at	As at
		March 31, 2022	March 31, 2021
		Audited	Audited
	ASSETS		
1	Financial assets		
a)	Cash and cash equivalents	36,964.89	14,691.83
b)	Bank Balance other than cash and cash equivalents	45.03	42.90
c)	Receivables		
	Trade receivables	72.87	122.85
	Other receivables	214.67	594.51
d)	Loans	666,846.66	620,983.57
e)	Investments		
	Investments accounted for using the equity method	16,546.48	14,806.39
	Others	253,614.50	138,521.68
f)	Other Financial assets	224.19	221.99
	Sub total	974,429.29	789,985.72
2	Non-financial assets		
a)	Current Tax assets (Net)	1,702.42	1,517.82
b)	Deferred Tax assets (Net)	-	1,031.63
c)	Property, Plant and Equipment	87.40	127.26
d)	Intangible assets under development	3.25	3.30
e)	Other intangible assets	192.67	320.89
f)	Other Non-financial assets	245.12	270.46
	Sub total	2,230.86	3,271.36
	Total Assets	976,660.15	793,257.08
	LIABILITIES AND EQUITY		
	LIABILITIES		
1	Financial liabilities		
a)	Derivative financial instruments	-	1,524.25
b)	Payables		
	Trade Payables		
	Total outstanding dues of creditors other than micro enterprises and small enterprises	311.07	326.44
	Other Payables		
	Total outstanding dues of creditors other than micro enterprises and small enterprises	1,198.27	592.05
c)	Debt Securities	393,287.04	255,442.86
d)	Borrowings (Other than Debt Securities)	303,082.87	296,822.12
e)	Subordinated Liabilities	20,234.24	20,239.62
	Sub total	718,113.49	574,947.34
2	Non-Financial liabilities		
a)	Current tax liabilities (Net)	2,427.98	3,159.26
b)	Deferred Tax liabilities (Net)	456.77	-
c)	Provisions	1,053.29	1,302.83
d)	Other non-financial liabilities	531.06	506.18
	Sub total	4,469.10	4,968.27
3	EQUITY		
a)	Equity Share Capital	562.26	562.26
b)	Other equity	253,515.30	212,779.21
	Sub total	254,077.56	213,341.47
	Total Liabilities and Equity	976,660.15	793,257.08



Kotak Mahindra Investments Limited
 Regd. Office : 27BKC, C 27, G Block, Bandra Kurla Complex, Bandra (E), Mumbai - 400 051
 CIN : U65900MH1988PLC047986
 Website: www.kmil.co.in Telephone: 91 22 62185303
 Consolidated Statement of audited Financial Results for the Period ended March 31, 2021

Particulars		(Rs. In lakhs)	
		Year ended	
		March 31, 2022	March 31, 2021
		Audited	Audited
REVENUE FROM OPERATIONS			
(i)	Interest Income	79,595.35	70,874.46
(ii)	Dividend Income	204.12	-
(iii)	Fees and commission income	-	799.77
(iv)	Net gain on fair value changes	8,605.06	4,213.66
(v)	Net gain on derecognition of financial instruments under amortised cost category	110.11	-
(vi)	Others	630.70	26.18
(I)	Total Revenue from operations	89,145.34	76,914.07
(II)	Other income	285.83	214.63
(III)	Total income (I + II)	89,431.17	76,128.70
EXPENSES			
(i)	Finance Costs	34,682.98	32,547.43
(ii)	Impairment on financial instruments	(5,276.10)	3,347.58
(iii)	Employee Benefits expenses	3,472.40	3,063.03
(iv)	Depreciation, amortization and impairment	221.76	208.28
(v)	Other expenses	3,117.80	3,351.46
(IV)	Total expenses	36,218.84	42,517.78
(V)	Profit/(loss) before tax and Share of net profits of Investments accounted using equity method (III - IV)	53,212.33	33,610.92
(VI)	Share of net profits/(loss) of investments accounted using equity method	1,740.09	380.94
(VII)	Profit/(loss) before tax(V+VI)	54,952.42	33,991.86
(VIII)	Tax expense		
	(1) Current tax	12,471.53	8,879.85
	(2) Deferred tax	1,563.70	(191.73)
	Total tax expense (1+2)	14,035.23	8,688.12
(IX)	Profit/(loss) for the period (VII - VIII)	40,917.19	26,303.74
(X)	Other Comprehensive Income		
	(i) Items that will not be reclassified to profit or loss		
	- Remeasurements of the defined benefit plans	(36.37)	(1.90)
	(ii) Income tax relating to items that will not be reclassified to profit or loss	9.15	0.48
	Total (A)	(27.22)	(1.42)
	(i) Items that will be reclassified to profit or loss		
	- Financial Instruments measured at FVOCI	(256.55)	(0.53)
	(ii) Income tax relating to items that will be reclassified to profit or loss	66.15	0.13
	Total (B)	(190.40)	(0.40)
	Other comprehensive income (A + B)	(217.62)	(1.82)
(XI)	Total Comprehensive Income for the period (IX + X)	40,699.57	26,301.92
(XII)	Paid-up equity share capital (face value of Rs. 10 per share)	662.26	662.26
(XIII)	Earnings per equity share (not annualised):		
	Basic & Diluted (Rs.)	727.73	460.04
See accompanying note to the financial results			

Place : Mumbai
 Date : May 23, 2022



KOTAK MAHINDRA INVESTMENTS LIMITED

Regd. Office : 27BKC, C 27, G Block, Bandra Kurla Complex, Bandra (E), Mumbai - 400 051

CIN : U65900MH1988PLC047986

Website: www.kmil.co.in Telephone: 91 22 62 185303

Consolidated Statement Of Cash Flows For The Year Ended March 31st, 2022

Particulars	(Rs. in lakhs)	
	For the year ended March 31st, 2022	For the year ended March 31st, 2021
	Audited	Audited
Cash flow from operating activities		
Profit before tax	54,952.42	33,991.86
Adjustments to reconcile profit before tax to net cash generated from / (used in) operating activities		
Depreciation, amortization and impairment	221.70	208.28
Dividend Received	(204.12)	-
Profit on Sale of Property, Plant and Equipment	(7.98)	(7.61)
Impairment on financial instruments	(5,276.10)	3,347.58
Net gain/ (loss) on financial instruments at fair value through profit or loss	(8,605.06)	(4,176.60)
Interest on Borrowing	34,682.98	32,547.43
Interest on Borrowing paid	(35,413.30)	(37,182.90)
ESOP Expense	36.52	99.13
Remeasurements of the defined benefit plans	(36.37)	(1.90)
Share of Net profits of investment accounted under equity method	(1,740.09)	(380.94)
Debt Instruments through Other Comprehensive Income	(256.55)	(0.53)
Operating profit before working capital changes	38,354.11	28,443.90
Working capital adjustments		
(Increase) / Decrease in Bank Balance other than cash and cash equivalent	(2.13)	1,454.46
(Increase) / Decrease in Loans	(40,702.17)	(87,773.37)
(Increase) / Decrease in Receivables	441.16	(282.70)
(Increase) / Decrease in Other Financial Assets	(0.06)	(25.00)
(Increase) / Decrease in Other Non Financial Assets	25.34	(28.78)
Increase / (Decrease) in Trade payables	(15.37)	(2,167.63)
Increase / (Decrease) in other Payables	606.21	(1,189.42)
Increase / (Decrease) in other non-financial liabilities	24.88	(248.84)
Increase / (Decrease) provisions	(249.54)	626.65
(Increase) / Decrease in unamortized discount	23,226.57	14,800.86
	(16,726.11)	(74,833.77)
Net Cash (used in) / generated from operations	21,628.00	(46,389.87)
Income tax paid (net)	(13,387.41)	(7,096.09)
Net cash (used in) / generated from operating activities	8,240.59	(53,485.96)
Cash flow from investing activities		
Purchase of investments	(4,533,177.89)	(2,648,612.42)
Sale of investments	4,410,219.09	2,583,776.72
Interest on investments	7,528.03	6,069.75
Purchase of Property, Plant and Equipment	(85.58)	(151.63)
Sale of Property, Plant and Equipment	39.91	70.50
Dividend on investments	204.13	-
Net cash (used in) / generated from investing activities	(106,272.31)	(68,847.08)
Cash flow from financing activities		
Proceeds from Debt Securities	243,049.36	120,482.42
Repayment of Debt Securities	(115,689.29)	(178,230.94)
Intercompany Deposit Issued	29,003.36	92,000.00
Intercompany Deposit Redeemed	(27,003.36)	(109,400.00)
Commercial Paper Issued	2,268,427.96	873,262.34
Commercial Paper Redeemed	(2,257,000.00)	(863,764.49)
Term Loans Drawn/(repaid)	(9,989.90)	30,000.00
Increase/(Decrease) in Bank overdraft(Net)	(10,600.01)	3,656.99
Net cash generated/(used in) from Financing Activities	120,308.12	(31,993.68)
Net Increase/ (decrease) in cash and cash equivalents	22,277.40	(144,326.82)
Cash and cash equivalents at the beginning of the year	14,694.70	159,021.52
Cash and cash equivalents at the end of the half year	36,972.10	14,694.70
Reconciliation of cash and cash equivalents with the balance sheet		
Cash and cash equivalents as per balance sheet		
Cash on hand		
Balances with banks in current account	36,972.10	14,694.70
Cheques, drafts on hand		
Cash and cash equivalents as restated as at the half year end *	36,972.10	14,694.70
* Cash and cash equivalents shown in Balance Sheet is net of ECL provision of Rs. 7.21 lakhs as at March 31, 2022 (Previous year: Rs. 2.87 lakhs)		

I) The above Statement of cash flow has been prepared under the 'Indirect Method' as set out in Ind AS 7 - 'Statement of cash flow'.

II) The previous period figures have been re-grouped, wherever necessary in order to conform to this period presentation.

III) Non-cash financing activity : ESOP from parent of Rs 36.52 lakh for year ended March 31st, 2022 (March 31st, 2021 - Rs 99.13 lakh)

IV) The previous year's figures have been re-grouped, wherever necessary in order to conform to this year's presentation.



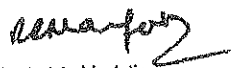
Kotak Mahindra Investments Limited
Regd. Office : 27BKC, C 27, G Block, Bandra Kurla Complex, Bandra (E), Mumbai - 400 051
CIN : U65900MH1988PLC047986
Website: www.kmil.co.in Telephone: 91 22 62185303
Consolidated Statement of audited Financial Results as at March 31, 2022


Notes:

- 1 The consolidated annual financial results have been prepared in accordance with and comply in all material aspect with Indian Accounting Standards (Ind As) notified under section 133 of Companies Act , 2013 ('the ACT') read with the companies (Indian Accounting Standards) Rules,2015 as amended from time to time and other relevant provisions of the Act. The consolidated annual financial statements, used to prepare the consolidated financial results, are based on the notified Schedule III of the Act, as amended from time to time, for Non-Banking Financial Companies that are required to comply with Ind AS.
- 2 The above consolidated results were reviewed by the Audit Committee and approved and taken on record by the Board of Directors at their respective meetings held on May 23, 2022, in terms Regulation 52 of the Securities and Exchange Board of India (Listing and other Disclosure Requirements) Regulations, 2015.
- 3 COVID-19 has had an extraordinary impact on macroeconomic conditions in India and around the world post declaration of it as a pandemic by World Health Organisation in March 2020. Nation-wide lockdown in April-May 2020 followed by localised lockdown were imposed to restrict the spread in areas with significant number of cases. The restrictions were gradually lifted leading to improvement in economic activity. This was followed by two waves of COVID-19 with outbreak of new variants which led to the re-imposition of regional lockdowns which were subsequently lifted supported by administration of the COVID vaccines to a large population in the country.


India is emerging from the Covid-19 pandemic. The extent to which any new wave of COVID-19 pandemic will impact the Group's results will depend on ongoing as well as future developments, including, among other things, any new information concerning the severity of the COVID-19 pandemic, and any action to contain its spread or mitigate its impact whether government-mandated or elected by us.
- 4 Disclosure in compliance with Regulation 52(4) of Securities and Exchange Board of India(Listing Obligations and Disclosure Requirements) Regulations, 2015 for the year ended March 31, 2022 is attached as Annexure I.
- 5 Figures for the previous period/year have been regrouped wherever necessary to conform to current period/year presentation.

For KALYANIWALLA & MISTRY LLP
CHARTERED ACCOUNTANTS
Firm Registration Number: 104607W/W100166


Roshni R. Marfatia
Partner
Membership No.: 106548
Mumbai



For Kotak Mahindra Investments Limited


(Director)
Place: Mumbai
Date : May 23, 2022




Annexure I

Disclosure in compliance with Regulation 52(4) of Securities and Exchange Board of India(Listing Obligations and Disclosure Requirements) Regulations, 2015 for the year ended March 31, 2022

Sr No.	Particulars	Ratio
a)	Omitted	-
b)	Omitted	-
c)	Debt Equity Ratio*	2.82:1
d)	Omitted	-
e)	Omitted	-
f)	Debt Service Coverage Ratio	Not applicable
g)	Interest Service Coverage Ratio	Not applicable
h)	Outstanding Redeemable Preference Shares(Quantity and value)	Not applicable
i)	Debenture redemption reserve	Debenture redemption reserve is not required in respect of privately placed debentures in terms of rule 18(7)(b)(ii) of Companies(Share capital and debentures) Rules ,2014
j)	Net Worth	Rs. 254,077.56 Lakhs
k)	Net Profit after Tax	Rs. 40917.19 Lakhs
l)	Earning per share	Basic & Diluted - Rs. 727.73
m)	Current Ratio	1.08:1
n)	Long term debt to working capital ratio	9.03:1
o)	Bad Debt to account receivable ratio	0%
p)	Current Liability Ratio	59.41%
q)	Total Debt to Total assets*	73.37%
r)	Debtors Turnover	Not Applicable
s)	Inventory Turnover	Not Applicable
t)	Operating Margin(%)*	55.55%
u)	Net profit Margin(%)*	45.75%
v)	Sector Specific equivalent ratios such as	
	(i) Stage III ratio*	1.24%
	(ii) Provision coverage Ratio*	56.63%
	(iii) LCR Ratio	84.58%

*Formula for Computation of Ratios are as follows :-

(i) Debt Equity Ratio	$\frac{\text{Debt Securities} + \text{Borrowing other than Debt Securities} + \text{Subordinate Liabilities}}{\text{Equity Share Capital} + \text{Reserve and Surplus}}$
(ii) Total Debt to Total assets	$\frac{\text{Debt Securities} + \text{Borrowing other than Debt Securities} + \text{Subordinate Liabilities}}{\text{Total assets}}$
(iii) Operating Margin	$\frac{\text{Profit before tax} + \text{Impairment on financial instruments}}{\text{Total Income}}$
(iv) Net profit Margin	$\frac{\text{Profit after tax}}{\text{Total Income}}$
(v) Stage III ratio	$\frac{\text{Gross Stage III assets}}{\text{Total Gross advances and credit Substitutes}}$
(vi) Provision coverage Ratio	$\frac{\text{Impairment loss allowance for Stage III}}{\text{Gross Stage III assets}}$



KALYANIWALLA & MISTRY LLP

CHARTERED ACCOUNTANTS

Independent Auditor's Report on Quarterly Standalone Financial Results and Year to Date Standalone Financial Results pursuant to the Regulation 52 of the SEBI (Listing Obligations and Disclosure Requirements) Regulations, 2015

To the Board of Directors
Kotak Mahindra Investments Limited

Report on the Audit of Standalone Financial Results

Opinion

We have audited the accompanying quarterly and yearly financial results of standalone financial results of Kotak Mahindra Investments Limited (hereinafter referred to as 'the Company') for the quarter ended March 31, 2022 and year to date results for the period April 1, 2021 to March 31, 2022, together with notes thereon ('the Statement'), attached herewith, being submitted by the Company pursuant to the requirement of Regulation 52 of the Securities and Exchange Board of India (Listing Obligations and Disclosure Requirements) Regulations, 2015, as amended ('Listing Regulations').

In our opinion and to the best of our information and according to the explanations given to us, the aforesaid Statement:

- (i) is presented in accordance with the requirements of Regulation 52 of the Listing Regulations in this regard; and
- (ii) gives a true and fair view in conformity with the recognition and measurement principles laid down in the applicable Indian Accounting Standards ("Ind AS") prescribed under Section 133 of the Companies Act, 2013 ("the Act") read with relevant rules issued thereunder and other accounting principles generally accepted in India, of the net profit and other comprehensive income and other financial information of the Company for the quarter ended March 31, 2022 as well as year to date results for the period from April 1, 2021 to March 31, 2022.

Basis for Opinion

We conducted our audit in accordance with the Standards on Auditing (SAs) specified under section 143(10) of the Act. Our responsibilities under those Standards are further described in the Auditor's Responsibilities for the Audit of the Standalone Financial Results section of our report. We are independent of the Company in accordance with the Code of Ethics issued by the Institute of Chartered Accountants of India together with the ethical requirements that are relevant to our audit of the Statement under the provisions of the Act and the Rules thereunder, and we have fulfilled our other ethical responsibilities in accordance with these requirements and the Code of Ethics.

We believe that the audit evidence obtained by us is sufficient and appropriate to provide a basis for our opinion.

Management Responsibilities for the Standalone Financial Results

This Statement, which is the responsibility of the Company's Management and approved by the Board of Directors, has been prepared on the basis of the standalone annual financial statements. The Company's Board of Directors is responsible for the preparation and presentation of this Statement that gives a true and fair view of the net profit and other comprehensive income and other financial information in accordance with the recognition and measurement



LLP IN : AAH - 3437

REGISTERED OFFICE : ESPLANADE HOUSE, 29, HAZARIMAL SOMANI MARG, FORT, MUMBAI 400 001
TEL.: (91) (22) 6158 6200, 6158 7200 FAX: (91) (22) 6158 6275

**KALYANIWALLA
& MISTRY LLP**

principles laid down in Ind AS prescribed under Section 133 of the Act read with Companies (Indian Accounting Standards) Rules, 2015, as amended issued thereunder and other accounting principles generally accepted in India and in compliance with Regulation 52 of the Listing Regulations. The Board of Directors of the Company is responsible for maintenance of adequate accounting records in accordance with the provisions of the Act for safeguarding of the assets of the Company and for preventing and detecting frauds and other irregularities; selection and application of appropriate accounting policies; making judgments and estimates that are reasonable and prudent; and the design, implementation and maintenance of adequate internal financial controls, that were operating effectively for ensuring accuracy and completeness of the accounting records, relevant to the preparation and presentation of the Statement that give a true and fair view and are free from material misstatement, whether due to fraud or error.

In preparing the Statement, the Board of Directors of the Company are responsible for assessing the ability of the Company to continue as a going concern, disclosing, as applicable, matters related to going concern and using the going concern basis of accounting unless the Board of Directors either intends to liquidate the Company or to cease operations, or has no realistic alternative but to do so.

The Board of Directors of the Company is responsible for overseeing the financial reporting process of the Company.

Auditor's Responsibilities for the Audit of the Standalone Financial Results

Our objectives are to obtain reasonable assurance about whether the Statement as a whole is free from material misstatement, whether due to fraud or error, and to issue an auditor's report that includes our opinion. Reasonable assurance is a high level of assurance but is not a guarantee that an audit conducted in accordance with SAs will always detect a material misstatement when it exists. Misstatements can arise from fraud or error and are considered material if, individually or in the aggregate, they could reasonably be expected to influence the economic decisions of users taken on the basis of the Statement.

As part of an audit in accordance with SAs, we exercise professional judgment and maintain professional skepticism throughout the audit. We also:

- Identify and assess the risks of material misstatement of the Statement, whether due to fraud or error, design and perform audit procedures responsive to those risks, and obtain audit evidence that is sufficient and appropriate to provide a basis for our opinion. The risk of not detecting a material misstatement resulting from fraud is higher than for one resulting from error, as fraud may involve collusion, forgery, intentional omissions, misrepresentations, or the override of internal control.
- Obtain an understanding of internal control relevant to the audit in order to design audit procedures that are appropriate in the circumstances. Under Section 143(3) (i) of the Act, we are also responsible for expressing our opinion on whether the Company has adequate internal financial controls with reference to standalone financial statements in place and the operating effectiveness of such controls.
- Evaluate the appropriateness of accounting policies used and the reasonableness of accounting estimates and related disclosures made by the Board of Directors.
- Conclude on the appropriateness of the Board of Directors' use of the going concern basis of accounting and, based on the audit evidence obtained, whether a material uncertainty exists related to events or conditions that may cast significant doubt on the ability of the Company to continue as a going concern. If we conclude that a material uncertainty exists, we are required to draw attention in our auditor's report to the related disclosures in the Statement or, if such disclosures are inadequate, to modify our opinion. Our conclusions are based on the audit evidence obtained up to the date of our auditor's report. However, future events or conditions may cause the Company to cease to continue as a going concern.



**KALYANIWALLA
& MISTRY LLP**

- Evaluate the overall presentation, structure and content of the Statement, including the disclosures, and whether the Statement represent the underlying transactions and events in a manner that achieves fair presentation.


We communicate with those charged with governance of the Company regarding, among other matters, the planned scope and timing of the audit and significant audit findings, including any significant deficiencies in internal control that we identify during our audit.

We also provide those charged with governance with a statement that we have complied with relevant ethical requirements regarding independence, and to communicate with them all relationships and other matters that may reasonably be thought to bear on our independence, and where applicable, related safeguards.

Other Matters

1. The annual financial statements of the Company for the year ended March 31, 2021, were audited by erstwhile auditor whose audit report dated May 18, 2021, expressed an unmodified opinion on those annual financial statements.
2. We draw attention to Note 3 of the Statement which states that the figures for the corresponding three months ended March 31, 2021, as reported in the Statement, have been approved by the Company's Board of Directors, but have not been audited or subjected to review by the Statutory Auditors of the Company.
3. The Statement include the results for the quarter ended March 31, 2022, being the balancing figure between the audited figures in respect of the full financial year and the published unaudited year to date figures up to the third quarter ended December 31, 2021, prepared in accordance with the recognition and measurement principles laid down in accordance with Ind AS 34 "Interim Financial Reporting" which were subject to limited review by us.

For KALYANIWALLA & MISTRY LLP
Chartered Accountants
Firm Registration No. 104607W/W100166



Roshni R. Marfatia
Partner
M. No.: 106548
UDIN: 22106548AJKPMU8459
Mumbai, May 23, 2022.



Kotak Mahindra Investments Limited
 Regd. Office : 27BKC, C 27, G Block, Bandra Kurla Complex, Bandra (E), Mumbai - 400 051
 CIN : U65900MH1988PLC047986
 Website: www.kmil.co.in Telephone: 91 22 62185303
 Statement of Standalone Audited Financial Results as at March 31, 2022

Statement of Standalone Assets and Liabilities

(Rs. In lakhs)

Sr. No.	Particulars	As at	As at
		March 31, 2022	March 31, 2021
		Audited	Audited
	ASSETS		
1	Financial assets		
a)	Cash and cash equivalents	36,964.89	14,691.83
b)	Bank Balance other than cash and cash equivalents	45.03	42.90
c)	Receivables		
	Trade receivables	72.87	122.85
	Other receivables	214.67	594.51
d)	Loans	666,846.66	620,983.57
e)	Investments	259,615.00	144,622.18
f)	Other Financial assets	224.19	221.99
	Sub total	963,983.31	781,279.83
2	Non-financial assets		
a)	Current Tax assets (Net)	1,702.42	1,517.82
b)	Deferred Tax assets (Net)	2,149.62	3,200.07
c)	Property, Plant and Equipment	87.40	127.26
d)	Intangible assets under development	3.26	3.30
e)	Other intangible assets	192.67	320.89
f)	Other Non-financial assets	245.12	270.46
	Sub total	4,380.48	5,439.80
	Total Assets	968,363.79	786,719.63
	LIABILITIES AND EQUITY		
	LIABILITIES		
1	Financial liabilities		
a)	Derivative financial instruments	-	1,524.25
b)	Payables		
	Trade Payables		
	Total outstanding dues of creditors other than micro enterprises and small enterprises	311.07	326.44
	Other Payables		
	Total outstanding dues of creditors other than micro enterprises and small enterprises	1,198.27	592.05
c)	Debt Securities	393,287.04	265,442.86
d)	Borrowings (Other than Debt Securities)	303,082.87	296,822.12
e)	Subordinated Liabilities	20,234.24	20,239.62
	Sub total	718,113.49	574,947.34
2	Non-Financial liabilities		
a)	Current tax liabilities (Net)	2,427.98	3,169.26
b)	Provisions	1,053.29	1,302.83
c)	Other non-financial liabilities	531.06	506.18
	Sub total	4,012.33	4,968.27
3	EQUITY		
a)	Equity Share Capital	562.26	562.26
b)	Other equity	245,675.71	206,241.76
	Sub total	246,237.97	206,804.02
	Total Liabilities and Equity	968,363.79	786,719.63




Kotak Mahindra Investments Limited
 Regd. Office : 27BKC, C 27, G Block, Bandra Kurla Complex, Bandra (E), Mumbai - 400 051
 CIN : U65900MH1988PLC047986
 Website: www.kmi.co.in Telephone: 91 22 62185303
 Statement of Standalone Audited Financial Results for the period ended March 31, 2022

		(Rs. In lakhs)				
Statement of Standalone Profit and Loss		Quarter ended			Year ended	
Particulars	March 31, 2022	December 31, 2021	March 31, 2021	March 31, 2022	March 31, 2021	
	Unaudited	Unaudited	Unaudited	Audited	Audited	
REVENUE FROM OPERATIONS						
(i) Interest Income	21,125.06	20,800.37	17,167.41	79,595.35	70,674.46	
(ii) Dividend Income	-	204.12	-	204.12	-	
(iii) Fees and commission income	-	-	562.98	-	790.77	
(iv) Net gain on fair value changes	1,384.88	3,281.21	1,284.40	8,605.06	4,213.66	
(v) Net gain on derecognition of financial instruments under amortised cost category	-	-	-	110.11	-	
(vi) Others	282.41	13.46	17.69	830.70	28.18	
(i) Total Revenue from operations	22,792.35	24,459.16	19,021.89	89,145.34	75,914.07	
(ii) Other income	73.36	55.35	48.03	285.83	214.63	
(iii) Total income (i + ii)	22,865.71	24,514.51	19,070.72	89,431.17	76,128.70	
EXPENSES						
(i) Finance Costs	8,708.41	9,966.07	7,771.92	34,982.90	32,547.43	
(ii) Impairment on financial instruments	(5,202.84)	(1,585.84)	(3,405.81)	(5,276.10)	3,347.58	
(iii) Employee Benefits expenses	878.91	886.41	644.00	3,472.40	3,093.03	
(iv) Depreciation, amortization and impairment	57.05	54.76	55.12	221.76	208.28	
(v) Other expenses	831.94	920.47	1,441.43	3,117.80	3,351.16	
(iv) Total expenses	5,073.39	10,222.67	6,566.66	36,218.34	42,517.78	
(v) Profit/(loss) before tax (iii - iv)	17,792.33	14,291.84	12,564.06	53,212.33	33,610.92	
(vi) Tax expense						
(1) Current tax	3,154.21	3,601.90	2,316.90	12,471.53	8,879.85	
(2) Deferred tax	1,385.37	58.88	870.98	1,125.75	(287.81)	
Total tax expense (1+2)	4,549.68	3,660.78	3,187.88	13,597.28	8,592.24	
(vi) Profit/(loss) for the period (V - VI)	13,242.75	10,631.06	9,376.18	39,615.05	25,018.68	
(viii) Other Comprehensive Income						
(i) Items that will not be reclassified to profit or loss						
- Remeasurements of the defined benefit plans	(33.38)	6.48	23.32	(36.37)	(1.90)	
(ii) Income tax relating to items that will not be reclassified to profit or loss	6.40	(1.63)	(5.07)	9.15	0.48	
Total (A)	(24.98)	4.85	17.45	(27.22)	(1.42)	
(i) Items that will be reclassified to profit or loss						
- Financial Instruments measured at FVOCI	91.52	(366.89)	2.79	(256.55)	(0.53)	
(ii) Income tax relating to items that will be reclassified to profit or loss	(21.45)	82.34	(0.71)	66.15	0.13	
Total (B)	70.07	(274.55)	2.08	(190.40)	(0.40)	
Other comprehensive income (A + B)	45.09	(269.70)	19.53	(217.62)	(1.82)	
(ix) Total Comprehensive income for the period (VII + VIII)	13,287.83	10,361.36	9,395.71	39,397.43	25,016.86	
(x) Paid-up equity share capital [face value of Rs. 10 per share]	562.26	562.26	562.26	562.26	562.26	
(xi) Earnings per equity share (not annualised): Basic & Diluted (Rs.)	235.53	189.08	166.76	704.57	444.97	


See accompanying note to the financial results

Place : Mumbai
 Date : May 23, 2022



Particulars	(Rs. in lakhs)	
	For the year ended March 31st, 2022	For the year ended March 31st, 2021
	Audited	Audited
Cash flow from operating activities		
Profit before tax	53,212.33	33,810.92
Adjustments to reconcile profit before tax to net cash generated from / (used in) operating activities		
Depreciation, amortization and impairment	221.76	208.28
Dividend Received	(204.12)	-
Profit on Sale of Property, Plant and Equipment	(7.98)	(7.61)
Impairment on financial instruments	(5,276.10)	3,347.58
Net gain/ (loss) on financial instruments at fair value through profit or loss	(8,605.06)	(4,176.80)
Interest on Borrowing	34,682.98	32,547.43
Interest on Borrowing paid	(35,413.30)	(37,182.80)
ESOP Expense	36.52	99.13
Remeasurements of the defined benefit plans	(36.37)	(1.90)
Debt Instruments through Other Comprehensive Income	(256.59)	(0.53)
Operating profit before working capital changes	38,364.11	28,443.79
Working capital adjustments		
(Increase) / Decrease in Bank Balance other than cash and cash equivalents	(2.13)	1,454.46
(Increase) / Decrease in Loans	(40,782.17)	(87,773.37)
(Increase) / Decrease in Receivables	441.16	(282.70)
(Increase) / Decrease in Other Financial Assets	(0.66)	(25.00)
(Increase) / Decrease in Other Non Financial Assets	25.34	(28.78)
Increase / (Decrease) in Trade payables	(15.37)	(2,167.63)
Increase / (Decrease) in other non-financial liabilities	606.21	(1,189.42)
Increase / (Decrease) provisions	24.88	(248.84)
(Increase) / Decrease in unamortized discount	(249.54)	826.65
	23,226.57	14,809.86
	(16,726.11)	(74,833.77)
Net Cash (used in) / generated from operations	21,629.00	(46,389.98)
Income tax paid (net)	(13,387.41)	(7,098.09)
Net cash (used in) / generated from operating activities	8,241.59	(53,488.06)
Cash flow from investing activities		
Purchase of investments	(4,533,177.89)	(2,648,612.42)
Sale of investments	4,419,219.09	2,583,776.72
Interest on Investments	7,528.03	6,069.75
Purchase of Property, Plant and Equipment	(85.50)	(151.63)
Sale of Property, Plant and Equipment	39.91	70.50
Dividend on Investments	204.13	-
Net cash (used in) / generated from investing activities	(106,272.31)	(68,847.08)
Cash flow from financing activities		
Proceeds from Debt Securities	243,049.36	120,482.42
Repayment of Debt Securities	(115,669.29)	(178,230.94)
Intercompany Deposit issued	29,003.36	92,000.00
Intercompany Deposit Redeemed	(27,003.36)	(109,400.00)
Commercial Paper Issued	2,268,427.96	873,262.34
Commercial Paper Redeemed	(2,257,000.00)	(863,764.49)
Term Loans Drawn/(repaid)	(9,989.90)	30,000.00
Increase/(Decrease) in Bank overdraft(Net)	(10,500.01)	3,656.99
Net cash generated/(used in) from Financing Activities	120,308.12	(31,993.68)
Net Increase/ (decrease) in cash and cash equivalents	22,277.40	(144,326.82)
Cash and cash equivalents at the beginning of the year	14,694.70	159,021.52
Cash and cash equivalents at the end of the half year	36,972.10	14,694.69
Reconciliation of cash and cash equivalents with the balance sheet		
Cash and cash equivalents as per balance sheet		
Cash on hand	-	-
Balances with banks in current account	36,972.10	14,694.70
Cheques, drafts on hand	-	-
Cash and cash equivalents as restated as at the half year end *	36,972.10	14,694.70
* Cash and cash equivalents shown in Balance Sheet is net of ECL provision of Rs. 7.21 lakhs as at March 31, 2022 (Previous year: Rs. 2.87 lakhs)		

- i) The above Statement of cash flow has been prepared under the 'Indirect Method' as set out in Ind AS 7 - 'Statement of cash flow'
 ii) The previous period figures have been re-grouped, wherever necessary in order to conform to this period presentation
 iii) Non-cash financing activity : ESOP from parent of Rs 36.52 lakh for year ended March 31st, 2022 (March 31st, 2021 - Rs 99.13 lakh)
 iv) The previous year's figures have been re-grouped, wherever necessary in order to conform to this year's presentation



Kotak Mahindra Investments Limited
 Regd. Office : 27BKC, C 27, G Block, Bandra Kurla Complex, Bandra (E), Mumbai - 400 051
 CIN : U65900MH1988PLC047986
 Website: www.kmil.co.in Telephone: 91 22 62185303
 Statement of Standalone Audited Financial Results as at March 31, 2022

Notes:

1 The standalone annual financial results have been prepared in accordance with and comply in all material aspect with Indian Accounting Standards (Ind As) notified under section 133 of Companies Act , 2013 ('the ACT') read with the companies (Indian Accounting Standards) Rules,2015 as amended from time to time and other relevant provisions of the Act. The standalone annual financial statements, used to prepare the standalone financial results, are based on the notified Schedule III of the Act, as amended from time to time, for Non-Banking Financial Companies that are required to comply with Ind AS.

2 The above standalone results were reviewed by the Audit Committee and approved and taken on record by the Board of Directors at their respective meetings held on May 23, 2022, in terms Regulation 52 of the Securities and Exchange Board of India (Listing and other Disclosure Requirements) Regulations, 2015.

3 COVID-19 has had an extraordinary impact on macroeconomic conditions in India and around the world post declaration of it as a pandemic by World Health Organisation in March 2020. Nation-wide lockdown in April-May 2020 followed by localised lockdown were imposed to restrict the spread in areas with significant number of cases. The restrictions were gradually lifted leading to improvement in economic activity. This was followed by two waves of COVID-19 with outbreak of new variants which led to the re-imposition of regional lockdowns which were subsequently lifted supported by administration of the COVID vaccines to a large population in the country.

India is emerging from the Covid-19 pandemic. The extent to which any new wave of COVID-19 pandemic will impact the Company's results will depend on ongoing as well as future developments, including, among other things, any new information concerning the severity of the COVID-19 pandemic, and any action to contain its spread or mitigate its impact whether government-mandated or elected by us.

4 Information as required by Reserve Bank of India Circular on "Resolution Framework -2.0 Resolution of COVID 19 related stress of individual and small business" dated May 5, 2021 is attached as Annexure I.

5 On November 12, 2021, Reserve Bank of India issued circular requiring changes to and clarifying certain aspects of Income Recognition and Asset Classification norms. The Company has taken necessary steps to comply with these norms / changes as they become applicable. The Company continues to hold loan loss provisions as per existing Expected credit loss (ECL) model and policy and maintains adequate ECL provision as per IND AS 109.

6 Disclosure in compliance with Regulation 52(4) of Securities and Exchange Board of India(Listing Obligations and Disclosure Requirements) Regulations, 2015 for the year ended March 31, 2022 is attached as Annexure II.

7 Asset Cover available as on March 31, 2022 in case of non-convertible debt securities issued by company as per requirement of Regulation 54 read with Regulation 56(1)(d) of LODR Regulations is attached as Annexure III.

8 The figures for the corresponding three months ended March 31, 2021, as reported in these standalone financial results, have been approved by the Company's Board of Directors, but have not been audited or subjected to review by the statutory auditors of the Company.


The standalone results for the quarter ended March 31, 2022, being the balancing figure between the audited figures in respect of the full financial year and the published unaudited year to date figures up to the third quarter ended December 31, 2021, prepared in accordance with the recognition and measurement principles laid down in accordance with Ind AS 34 "Interim Financial Reporting" which were subject to limited review by us.


9 Disclosure pursuant to Master Direction – Reserve Bank of India (Transfer of Loan Exposures) Directions, 2021 in terms of RBI circular RBI/DOR/2021-22/86 DOR.STR.REC.51/21.04.048/2021-22 dated 24 September 2021

Particulars	During the Year ended March 31, 2022
Details of loans not in default that are transferred or acquired	Nil
Details of stress loans transferred or acquired	Nil

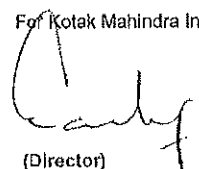
10 Figures for the previous period/year have been regrouped wherever necessary to conform to current period/year presentation.

For KALYANIWALLA & MISTRY LLP
 CHARTERED ACCOUNTANTS
 Firm Registration Number: 104607WW/100166


 Roshni R. Marfatia
 Partner
 Membership No.: 106548
 Mumbai



For Kotak Mahindra Investments Limited


 (Director)
 Place: Mumbai
 Date : May 23, 2022



Annexure I

Information as required by Reserve Bank of India Circular on resolution framework -2.0 Resolution of COVID 19 related stress of individual and small business dated May 6, 2021

Format X-Quarter ending March 31, 2022

(Rs. in lakhs)

Sr No.	Description	Individual Borrowers		Small businesses
		Personal Loans	Business Loans	
(A)	Number of requests received for invoking resolution process under Part A	-	-	-
(B)	Number of accounts where resolution plan has been implemented under this window	-	-	-
(C)	Exposure to accounts mentioned at (B) before implementation of the plan	-	-	-
(D)	Of (C), aggregate amount of debt that was converted into other securities	-	-	-
(E)	Additional funding sanctioned, if any, including between invocation of the plan and implementation	-	-	-
(F)	Increase in provisions on account of the implementation of the resolution plan	-	-	-



Annexure II

Disclosure in compliance with Regulation 52(4) of Securities and Exchange Board of India(Listing Obligations and Disclosure Requirements) Regulations, 2015 for the year ended March 31, 2022

Sr No.	Particulars	Ratio
a)	Omitted	-
b)	Omitted	-
c)	Debt Equity Ratio*	2.91:1
d)	Omitted	-
e)	Omitted	-
f)	Debt Service Coverage Ratio	Not applicable
g)	Interest Service Coverage Ratio	Not applicable
h)	Outstanding Redeemable Preference Shares(Quantity and value)	Not applicable
i)	Debenture redemption reserve	Debenture redemption reserve is not required in respect of privately placed debentures in terms of rule 18(7)(b)(ii) of Companies(Share capital and debentures) Rules ,2014
j)	Net Worth	Rs. 246,237.97 Lakhs
k)	Net Profit after Tax	Rs. 39,615.05 Lakhs
l)	Earning per share	Basic & Diluted - Rs. 704.57
m)	Current Ratio	1.08:1
n)	Long term debt to working capital ratio	9.03:1
o)	Bad Debt to account receivable ratio	0%
p)	Current Liability Ratio	59.44%
q)	Total Debt to Total assets*	74.00%
r)	Debtors Turnover	Not Applicable
s)	Inventory Turnover	Not Applicable
t)	Operating Margin(%)*	53.60%
u)	Net profit Margin(%)*	44.30%
v)	Sector Specific equivalent ratios such as	
	(i) Stage III ratio*	1.24%
	(ii) Provision coverage Ratio*	56.63%
	(iii) LCR Ratio	84.58%

*Formula for Computation of Ratios are as follows :-

(i) Debt Equity Ratio	$\frac{\text{Debt Securities+Borrowing other than Debt Securities+Subordinate Liabilities}}{\text{Equity Share Capital+Reserve and Surplus}}$
(ii) Total Debt to Total assets	$\frac{\text{Debt Securities+Borrowing other than Debt Securities+Subordinate Liabilities}}{\text{Total assets}}$
(iii) Operating Margin	$\frac{\text{(Profit before tax+Impairment on financial instruments)}}{\text{Total Income}}$
(iv) Net profit Margin	$\frac{\text{Profit after tax}}{\text{Total Income}}$
(v) Stage III ratio	$\frac{\text{Gross Stage III assets}}{\text{Total Gross advances and credit Substitutes}}$
(vi) Provision coverage Ratio	$\frac{\text{Impairment loss allowance for Stage III}}{\text{Gross Stage III assets}}$



Annexure III

Certificate for asset cover in respect of listed debt securities of the Kotak Mahindra Investments Limited

Based on examination of books of accounts and other relevant records/documents, we hereby certify that:

a) Kotak Mahindra Investments Limited (The "Company") has vide its Board Resolution and Information memorandum/ shelf disclosure document and under various Debenture Trust Deeds, has issued the following listed debt securities:

(Rs. in lakhs)

Sr No.	ISIN	Private Placement/ Public Issue	Secured/ Unsecured	Face Value
1	INE975F07GF7	Private Placement	Secured	8,030.00
2	INE975F07GT8	Private Placement	Secured	1,700.00
3	INE975F07GU6	Private Placement	Secured	7,500.00
4	INE975F07HB4	Private Placement	Secured	20,000.00
5	INE975F07HC2	Private Placement	Secured	7,500.00
6	INE975F07HD0	Private Placement	Secured	40,000.00
7	INE975F07HE8	Private Placement	Secured	25,000.00
8	INE975F07HF5	Private Placement	Secured	5,000.00
9	INE975F07HG3	Private Placement	Secured	25,000.00
10	INE975F07HH1	Private Placement	Secured	25,000.00
11	INE975F07HI9	Private Placement	Secured	27,500.00
12	INE975F07HJ7	Private Placement	Secured	35,000.00
13	INE975F07HK5	Private Placement	Secured	30,000.00
14	INE975F07HL3	Private Placement	Secured	20,000.00
15	INE975F07HM1	Private Placement	Secured	20,000.00
16	INE975F07HN9	Private Placement	Secured	39,900.00
17	INE975F07HO7	Private Placement	Secured	10,000.00
18	INE975F07HP4	Private Placement	Secured	40,000.00
19	INE975F07HQ2	Private Placement	Secured	5,000.00
20	INE975F07HR0	Private Placement	Secured	7,500.00
21	INE975F08CR9	Private Placement	Unsecured	5,000.00
22	INE975F08CS7	Private Placement	Unsecured	5,000.00
23	INE975F08CT5	Private Placement	Unsecured	10,000.00

b) Asset Cover Statement:

i. The financial information as on March 31, 2022 has been extracted from the books of accounts for the year ended March 31, 2022 and other relevant records of the company:

ii. The assets of the Company provide coverage of 1.87 times of the interest and principal amount, which is in accordance with the terms of issue/ debenture trust deed (calculation as per statement of asset cover ratio for the Secured debt securities - table - I)

iii. The total assets of the Company provide coverage of 1.28 times of the principal, which is in accordance with the terms of issue (calculation as per statement of asset coverage ratio available for the unsecured debt securities - table - II) (as per requirement of Regulation 54 read with Regulation 56(1)(d) of LODR Regulations).

Table-I

(Rs. in lakhs)

Sr No.	Particulars	Amount
1	Total assets available for secured Debt Securities-- (secured by either pari passu or exclusive charge on assets)	A 733,620.96
	Property Plant & Equipment (Fixed assets) - Immovable property	6.72
	Loans/advances given (net of Provisions, NPAs and sell down portfolio), Debt Securities, other credit extended etc	703,961.57
	Receivables including interest accrued on Term loan/ Debt Securities etc	5,585.41
	Investment(s)	55,873.24
	Cash and cash equivalents and other current/ Non-current assets	37,017.14
	Total assets available for Secured loans and secured CC/OD borrowings from Banks at 1.1 times cover as per the requirement	(88,923.13)



2	Total borrowing through issue of secured Debt Securities (secured by either pari passu or exclusive charge on assets)(Details in Table below)	B	393,287.04
	Debt Securities		389,438.95
	IND - AS adjustment for effective Interest rate on secured Debt Securities		(119.53)
	Interest accrued/payable on secured Debt Securities		3,967.61
3	Asset Coverage Ratio (100% or higher as per the terms of offer document/information memorandum/debenture trust deed)	A/B	1.87:1

ISIN wise details

(Rs. in lakhs)

ISIN	Type of charge	Sanctioned Amount	Outstanding Amount as on March 31, 2022	Cover Required	Assets Required
INE975F07GF7	Pari Passu	8,030.00	8,020.48	100%	Refer Note 1
INE975F07GT8	Pari Passu	1,700.00	1,666.95	100%	Refer Note 1
INE975F07GU6	Pari Passu	7,600.00	8,031.36	100%	Refer Note 1
INE975F07HB4	Pari Passu	20,000.00	19,583.37	100%	Refer Note 1
INE975F07HC2	Pari Passu	7,500.00	7,715.81	100%	Refer Note 1
INE975F07HD0	Pari Passu	40,000.00	40,977.92	100%	Refer Note 1
INE975F07HE8	Pari Passu	25,000.00	26,526.79	100%	Refer Note 1
INE975F07HF5	Pari Passu	5,000.00	5,082.48	100%	Refer Note 1
INE975F07HG3	Pari Passu	25,000.00	26,555.36	100%	Refer Note 1
INE975F07HH1	Pari Passu	25,000.00	23,634.58	100%	Refer Note 1
INE975F07HI9	Pari Passu	27,500.00	26,401.43	100%	Refer Note 1
INE975F07HJ7	Pari Passu	35,000.00	31,837.77	100%	Refer Note 1
INE975F07HK5	Pari Passu	30,000.00	30,823.29	100%	Refer Note 1
INE975F07HL3	Pari Passu	20,000.00	18,372.87	100%	Refer Note 1
INE975F07HM1	Pari Passu	20,000.00	20,426.94	100%	Refer Note 1
INE975F07HN9	Pari Passu	39,800.00	36,496.31	100%	Refer Note 1
INE975F07HO7	Pari Passu	10,000.00	10,194.45	100%	Refer Note 1
INE975F07HP4	Pari Passu	40,000.00	40,523.51	100%	Refer Note 1
INE975F07HQ2	Pari Passu	5,000.00	5,071.82	100%	Refer Note 1
INE975F07HR0	Pari Passu	7,500.00	6,383.55	100%	Refer Note 1
Total			393,287.04		

Note 1

The Debenture shall be secured by way of first pari-passu charge in terms of the registered Debenture Trust Deed cum Deed of Mortgage for Flat No.F/401, Bhoomi Classic, Link Road, Opposite Life Style Malad (West) Mumbai 400064 measuring 349 sq.ft. (built up) situated at C.T.S. No. 1408G - 1/B, at village Malad, Taluka Borivli, Malad (West) Mumbai 400064 with/n the registration district of Bombay City and Bombay Suburban in the state of Maharashtra, and Moveable properties of the Company.

Movable Properties* shall mean, present and future:

i. Receivables;

ii. Other book debts of the company (except the ones excluded from the definitions of Receivables);

iii. Other current assets of the Company (except the ones excluded from the definition of Receivables); And

iv. Other long term and current investments

Over which a charge by way of hypothecation is to be created by company in favour of the Debenture Trustee under the Deed, upto the extent required to maintain the Asset Cover Ratio at or above the Minimum Security Cover.



Table-II		(Rs. In lakhs)	
Sr No.	Particulars		Amount
1	Net assets of the listed entity available for unsecured lenders (Property Plant & Equipment (excluding intangible assets and prepaid expenses) + Investments + Cash & Bank Balances + Other current/ Non-current assets excluding deferred tax assets (-) Total assets available for secured lenders/creditors on pari passu/exclusive charge basis under the above heads (-) unsecured current/ non-current liabilities)	A	334,901.89
	Total assets of the Company excluding total assets available for secured Debt Securities(secured by pari-passu charge on assets) (As per Table I above)		340,233.02
	Less: unsecured current/ non-current liabilities		(5,242.04)
2	Total Borrowings (unsecured)	B	261,286.29
	Non-convertible Debt Securities		20,247.60
	Other Borrowings		241,047.64
	IND - AS adjustment for effective interest rate on unsecured Borrowings		(8.95)
3	Asset Coverage Ratio	A/B	1.28

c) Compliance of all the covenants/terms of the issue in respect of listed debt securities
Covenants/terms of the issue of the listed debt securities (NCD's) as mentioned in Debenture trust deed have been complied by the Company.




Kotak Mahindra Investments Limited
 Regd. Office: 278KG, C-27, G Block, Bandra Kruza Complex, Bandra (E), Mumbai - 400 051
 CIN: U65900MH1984PLC047996
 Website: www.kmle.co.in Telephone: 91 22 62185903
 Consolidated Related Party Transactions For Six Months Ended As on 31st March, 2022

PART A						(Rs In lakhs)		
S. No.	Details of the party (listed entity/subsidiary) entering into the transaction	Details of the counterparty		Type of related party transaction	Value of the related party transaction as approved by the audit committee (FY 2021-2022)	Value of transaction during the reporting period	In case credits are due to other party as a result of the transaction	
		Name	Relationship of the counterparty with the listed entity or its subsidiary				Opening balance	Closing balance
1	Kotak Mahindra Investments Ltd	Kotak Mahindra Bank Ltd.	Holding Company	Equity Shares	-	-	592.89	592.89
2	Kotak Mahindra Investments Ltd	Kotak Mahindra Bank Ltd.	Holding Company	Share Premium	-	-	33,240.37	33,240.37
3	Kotak Mahindra Investments Ltd	Kotak Mahindra Bank Ltd.	Holding Company	ESOP Expenses	Approved by Board	16.70	-	-
4	Kotak Mahindra Investments Ltd	Kotak Mahindra Bank Ltd.	Holding Company	Term Deposits Placed	Subject to regulatory limits (multiple times during the year)	585,150.60	-	-
5	Kotak Mahindra Investments Ltd	Kotak Mahindra Bank Ltd.	Holding Company	Term Deposits Repaid	Subject to regulatory limits (multiple times during the year)	385,150.60	-	-
6	Kotak Mahindra Investments Ltd	Kotak Mahindra Bank Ltd.	Holding Company	Interest Received on Term Deposits	1,400.00	208.20	-	-
7	Kotak Mahindra Investments Ltd	Kotak Mahindra Bank Ltd.	Holding Company	Borrowings availed	172,500.00	39,930.60	-	-
8	Kotak Mahindra Investments Ltd	Kotak Mahindra Bank Ltd.	Holding Company	Borrowings repaid	-	33,000.00	-	-
9	Kotak Mahindra Investments Ltd	Kotak Mahindra Bank Ltd.	Holding Company	Interest accrued on borrowings	4,000.00	1,453.96	-	-
10	Kotak Mahindra Investments Ltd	Kotak Mahindra Bank Ltd.	Holding Company	Payment of interest accrued on borrowings	-	81,178.78	-	-
11	Kotak Mahindra Investments Ltd	Kotak Mahindra Bank Ltd.	Holding Company	Service Charges Received	56.00	25.20	-	-
12	Kotak Mahindra Investments Ltd	Kotak Mahindra Bank Ltd.	Holding Company	Demat Charges Paid	0.00	0.34	-	-
13	Kotak Mahindra Investments Ltd	Kotak Mahindra Bank Ltd.	Holding Company	Bank Charges paid	-	0.16	-	-
14	Kotak Mahindra Investments Ltd	Kotak Mahindra Bank Ltd.	Holding Company	Operating expenses paid	275.00	112.30	-	-
15	Kotak Mahindra Investments Ltd	Kotak Mahindra Bank Ltd.	Holding Company	Share Service Cost	1,000.00	38.57	-	-
16	Kotak Mahindra Investments Ltd	Kotak Mahindra Bank Ltd.	Holding Company	License Fees paid	680.00	25,145.45	-	-
17	Kotak Mahindra Investments Ltd	Kotak Mahindra Bank Ltd.	Holding Company	Dividends paid	300.00	94.80	-	-
18	Kotak Mahindra Investments Ltd	Kotak Mahindra Bank Ltd.	Holding Company	Interest on borrowings paid	4,600.00	593.84	-	-
19	Kotak Mahindra Investments Ltd	Kotak Mahindra Bank Ltd.	Holding Company	Referral Fees paid	150.00	10.60	-	-
20	Kotak Mahindra Investments Ltd	Kotak Mahindra Bank Ltd.	Holding Company	IPA Fees paid	-	2.00	-	-
21	Kotak Mahindra Investments Ltd	Kotak Mahindra Bank Ltd.	Holding Company	Transfer of liability to group companies	On Actual	8.62	-	-
22	Kotak Mahindra Investments Ltd	Kotak Mahindra Bank Ltd.	Holding Company	Transfer of liability from group companies	On Actual	28.33	-	-
23	Kotak Mahindra Investments Ltd	Kotak Mahindra Bank Ltd.	Holding Company	Transfer of assets from group companies	-	6.21	-	-
24	Kotak Mahindra Investments Ltd	Kotak Mahindra Bank Ltd.	Holding Company	Transfer of assets to group companies	-	2.29	-	-
25	Kotak Mahindra Investments Ltd	Kotak Mahindra Bank Ltd.	Holding Company	Balance in current account	-	-	23,830.07	38,683.78
26	Kotak Mahindra Investments Ltd	Kotak Mahindra Bank Ltd.	Holding Company	Capital contribution from Parent	-	-	591.63	596.93
27	Kotak Mahindra Investments Ltd	Kotak Mahindra Bank Ltd.	Holding Company	Term Deposits Placed	-	-	43.95	44.94
28	Kotak Mahindra Investments Ltd	Kotak Mahindra Bank Ltd.	Holding Company	Interest accrued on Term Deposits placed	-	-	0.11	0.11
29	Kotak Mahindra Investments Ltd	Kotak Mahindra Bank Ltd.	Holding Company	Borrowings	-	-	15,005.85	25,613.45
30	Kotak Mahindra Investments Ltd	Kotak Mahindra Bank Ltd.	Holding Company	Service charges payable	-	-	352.63	114.71
31	Kotak Mahindra Investments Ltd	Kotak Mahindra Bank Ltd.	Holding Company	Service charges receivable	-	-	4.54	13.49
32	Kotak Mahindra Investments Ltd	Kotak Mahindra Bank Ltd.	Holding Company	Demat Charges Payable	-	-	0.93	0.67
33	Kotak Mahindra Investments Ltd	Kotak Securities Limited	Subsidiaries of Holding Company	Interest paid on Non Convertible Debentures Issued	1,600.00	778.62	-	-
34	Kotak Mahindra Investments Ltd	Kotak Securities Limited	Subsidiaries of Holding Company	Demat Charges paid	0.50	0.42	-	-
35	Kotak Mahindra Investments Ltd	Kotak Securities Limited	Subsidiaries of Holding Company	License Fees Paid	10.00	3.93	-	-
36	Kotak Mahindra Investments Ltd	Kotak Securities Limited	Subsidiaries of Holding Company	Expense reimbursement to other company	Approved by Board	0.20	-	-
37	Kotak Mahindra Investments Ltd	Kotak Securities Limited	Subsidiaries of Holding Company	Sale of Securities	200,000.00	6,160.78	-	-
38	Kotak Mahindra Investments Ltd	Kotak Securities Limited	Subsidiaries of Holding Company	Payment of interest accrued on NCDs issued	1,600.00	998.78	-	-
39	Kotak Mahindra Investments Ltd	Kotak Securities Limited	Subsidiaries of Holding Company	Interest Accrued on NCDs Issued	-	169.89	-	-
40	Kotak Mahindra Investments Ltd	Kotak Securities Limited	Subsidiaries of Holding Company	Payment of interest accrued on NCDs issued	-	31.78	-	-
41	Kotak Mahindra Investments Ltd	Kotak Securities Limited	Subsidiaries of Holding Company	Non Convertible Debentures Issued	-	-	18,930.78	18,164.67
42	Kotak Mahindra Investments Ltd	Kotak Securities Limited	Subsidiaries of Holding Company	Other Receivable	-	-	0.00	378.24
43	Kotak Mahindra Investments Ltd	Kotak Securities Limited	Subsidiaries of Holding Company	Demat charges payable	-	-	0.28	0.26
44	Kotak Mahindra Investments Ltd	Kotak Securities Limited	Subsidiaries of Holding Company	Service charges Payable	-	-	0.71	1.44
45	Kotak Mahindra Investments Ltd	Kotak Mahindra Prime Limited	Subsidiaries of Holding Company	Inter Corporate Deposits	100,000.00	10,000.00	-	-
46	Kotak Mahindra Investments Ltd	Kotak Mahindra Prime Limited	Subsidiaries of Holding Company	Interest Accrued on Deposits Repaid	-	10,000.00	-	-
47	Kotak Mahindra Investments Ltd	Kotak Mahindra Prime Limited	Subsidiaries of Holding Company	Interest received on inter Corporate Deposits	825.00	9.91	-	-
48	Kotak Mahindra Investments Ltd	Kotak Mahindra Prime Limited	Subsidiaries of Holding Company	Service Charges Received	132.00	64.29	-	-
49	Kotak Mahindra Investments Ltd	Kotak Mahindra Prime Limited	Subsidiaries of Holding Company	Transfer of liability to group companies	On Actual	9.59	-	-



Kotak Mahindra Investments Limited
 Regd. Office : 27BKC, C 27, G Block, Bandra Kurla Complex, Bandra (E), Mumbai - 400 051
 CIN : L18500MH1998PLC047086
 Website: www.kmi.co.in Telephone: 91 22 62185303
 Consolidated Related Party Transactions For Six Months Ended As on 31st March, 2022

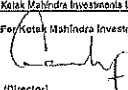
50	Kotak Mahindra Investments Ltd	Kotak Mahindra Prime Limited	Subsidiaries of Holding Company	Service charges Receivable	-	-	11.65	18.51
51	Kotak Mahindra Investments Ltd	Kotak Mahindra Prime Limited	Subsidiaries of Holding Company	Service charges Payable	-	-	0.09	-
52	Kotak Mahindra Investments Ltd	Kotak Mahindra Prime Limited	Subsidiaries of Holding Company	Payment of interest received on ICDS Issued	-	0.37	-	-
53	Kotak Mahindra Investments Ltd	Kotak Infrastructure Debt Fund Limited	Subsidiaries of Holding Company	Service Charges Received	20.00	6.25	-	-
54	Kotak Mahindra Investments Ltd	Kotak Infrastructure Debt Fund Limited	Subsidiaries of Holding Company	Service charges Receivable	-	-	1.48	1.48
55	Kotak Mahindra Investments Ltd	Kotak Mahindra General Insurance Company	Subsidiaries of Holding Company	Insurance premium paid	5.00	0.75	-	-
56	Kotak Mahindra Investments Ltd	Kotak Mahindra General Insurance Company	Subsidiaries of Holding Company	Insurance premium paid in advance	-	-	0.67	0.54
57	Kotak Mahindra Investments Ltd	Kotak Mahindra Life Insurance Company Ltd	Subsidiaries of Holding Company	Insurance premium paid	5.00	2.53	-	-
58	Kotak Mahindra Investments Ltd	Kotak Mahindra Life Insurance Company Ltd	Subsidiaries of Holding Company	Insurance premium paid in advance	-	-	2.73	10.55
59	Kotak Mahindra Investments Ltd	Kotak Mahindra Asset Management Company	Subsidiaries of Holding Company	Employee liability transfer out	On Actual	0.35	-	-
60	Kotak Mahindra Investments Ltd	Kotak Investment Advisors Limited	Subsidiaries of Holding Company	Employee liability transfer out	On Actual	1.00	-	-
61	Kotak Mahindra Investments Ltd	Pharvik ARC Private Limited	Associate of Holding Company	Investments - Gross	-	-	6,100.50	6,100.50
62	Kotak Mahindra Investments Ltd	Business Standard Private Limited	Significant Influence of Uday Kotak	Investments - Gross	-	-	0.20	0.20
63	Kotak Mahindra Investments Ltd	Amit Bhand	Key management personnel	Remuneration	-	02.80	-	-
64	Kotak Mahindra Investments Ltd	Chandra Shekhar Saha	Independent Director	Director Commission	Approved by Board	10.00	-	-
65	Kotak Mahindra Investments Ltd	Rajesh Khairi Kulkar	Independent Director	Director Commission	Approved by Board	10.00	-	-
66	Kotak Mahindra Investments Ltd	Chandrashekhar Saha	Independent Director	Director Sitting Fees	Approved by Board	9.75	-	-
67	Kotak Mahindra Investments Ltd	Padmint Khairi Kulkar	Independent Director	Director Sitting Fees	Approved by Board	6.30	-	-


For Kotak Mahindra Investments Limited

 (Director)
 Place: Mumbai
 Date : May 23, 2022



Kotak Mahindra Investments Limited
 Regd. Office : 27BKO, C 27, G Block, Bandra Kurla Complex, Bandra (E), Mumbai - 400 051
 CIN : U65900MH1998PLC047966
 Website: www.kmil.co.in Telephone: 81 22 02193303
 Consolidated Related Party Transactions For Six Months Ended As on 31st March, 2022

PART B												(Rs in lakhs)
S. No.	Details of the party (listed entity/subsidiary) entering into the transaction	Details of the counterparty			Type of related party transaction	In case any financial indebtedness is incurred to make or give loans, inter-corporate deposits, advances or investments			Details of the loans, inter-corporate deposits, advances or investments			
	Name	Name	Relationship of the counterparty with the listed entity or its subsidiary	Nature of indebtedness (loan/ issuance of debt/ any other etc.)		Cost	Tenure	Nature (loan/ advance/ inter-corporate deposit/ investment)	Interest Rate (%)	Tenure	Secured/ unsecured	Purpose for which the funds will be utilized by the ultimate recipient of funds (end usage)
1	Kotak Mahindra Investments Ltd	Kotak Mahindra Bank Ltd.	Holding Company	Borrowings availed	WCCL Loan- Rs.30,000 lakhs, Non Convertible Debentures(NCD) Rs.10,000 lakhs	5.01%	185	Borrowings availed	-	-	Secured	Funds shall be used for financing lending activities, to repay debts of the company, business operations of the company. Further pending utilisation it may be invested/invested in Fixed deposit, mutual funds, G sec, TdIL, SDL and other approved instruments for temporary purposes
2	Kotak Mahindra Investments Ltd	Kotak Mahindra Bank Ltd.	Holding Company	Borrowings repaid	WCCL Loan- Rs.30,000 Lakhs	-	NA	Borrowings repaid	NA	NA	Secured	NA
3	Kotak Mahindra Investments Ltd	Kotak Mahindra Prime Limited	Subsidiaries of Holding Company	Inter Corporate Deposits	Revised from Outside capital market	-	NA	Inter Corporate Deposits	5.60%	5	Unsecured	NA
4	Kotak Mahindra Investments Ltd	Kotak Mahindra Prime Limited	Subsidiaries of Holding Company	Inter Corporate Deposits repaid	-	-	NA	Inter Corporate Deposits repaid	NA	NA	NA	NA

For Kotak Mahindra Investments Limited

 (Director)
 Place: Mumbai
 Date: May 23, 2022



Price Waterhouse Chartered Accountants LLP

INDEPENDENT AUDITOR'S REPORT

To the Board of Directors of Kotak Mahindra Investments Limited

Report on the Audit of Standalone Financial Results

Opinion

1. We have audited the Standalone Statement of Profit and Loss of Kotak Mahindra Investments Limited (hereinafter referred to as the 'Company') for the year ended March 31, 2021 and the Standalone Balance Sheet as at that date (hereinafter referred to as the 'standalone financial results'), attached herewith, being submitted by the Company pursuant to the requirement of Regulation 52 of the SEBI (Listing Obligations and Disclosure Requirements) Regulations, 2015, (the 'Listing Regulations').
2. In our opinion and to the best of our information and according to the explanations given to us, the aforesaid standalone financial results:
 - i) are presented in accordance with the requirements of Regulation 52 of the Listing Regulations in this regard; and
 - ii) give a true and fair view in conformity with the recognition and measurement principles laid down in the applicable accounting standards prescribed under Section 133 of the Companies Act, 2013 (the "Act") and other accounting principles generally accepted in India, of net profit and other comprehensive income and other financial information of the Company for the year ended March 31, 2021 and the standalone balance sheet as at that date.

Basis for Opinion

3. We conducted our audit in accordance with the Standards on Auditing (SAs) specified under section 143(10) of the Act and other applicable authoritative pronouncements issued by the Institute of Chartered Accountants of India. Our responsibilities under those Standards are further described in the 'Auditor's Responsibilities for the Audit of the standalone financial results' section of our report. We are independent of the Company in accordance with the Code of Ethics issued by the Institute of Chartered Accountants of India together with the ethical requirements that are relevant to our audit of the financial statements under the provisions of the Act and the Rules thereunder, and we have fulfilled our other ethical responsibilities in accordance with these requirements and the Code of Ethics. We believe that the audit evidence obtained by us is sufficient and appropriate to provide a basis for our opinion.

Emphasis of Matter

4. We draw attention to Note 3 to the standalone financial results, which describes the management's assessment of the impact of the outbreak of Coronavirus (COVID-19) on the business operations of the Company. In view of the uncertain economic environment, a definitive assessment of the impact on the subsequent periods is highly dependent upon circumstances as they evolve. Our opinion is not modified in respect of this matter.

Price Waterhouse Chartered Accountants LLP, Nesco IT Building III, 8th Floor, Nesco IT Park, Nesco Complex Gate No. 3 Western Express Highway, Goregaon East, Mumbai - 400 063

T: +91(22) 61198000, F: +91 (22) 61198799

Registered office and Head office: Sucheta Bhawan, 11A Vishnu Digambar Marg, New Delhi 110 002

Price Waterhouse (a Partnership Firm) converted into Price Waterhouse Chartered Accountants LLP (a Limited Liability Partnership with LLP identity no: LUPIN AAC-5001) with effect from July 25, 2014. Post its Conversion to Price Waterhouse Chartered Accountants LLP, its ICAI registration number is 012754N/N500016 (ICAI registration number before conversion was 012754N)

Price Waterhouse Chartered Accountants LLP

INDEPENDENT AUDITOR'S REPORT

To the Board of Directors of Kotak Mahindra Investments Limited

Report on the Standalone Financial Results

Page 2 of 3

Board of Directors' Responsibilities for the Standalone Financial Results

5. These standalone financial results have been prepared on the basis of the standalone annual financial statements. The Company's Board of Directors are responsible for the preparation and presentation of these standalone financial results that give a true and fair view of the net profit and other comprehensive income and other financial information of the Company and the standalone balance sheet in accordance with the recognition and measurement principles laid down in the Indian Accounting Standards prescribed under Section 133 of the Act read with relevant rules issued thereunder and other accounting principles generally accepted in India and in compliance with Regulation 52 of the Listing Regulations. The Board of Directors of the Company are responsible for maintenance of adequate accounting records in accordance with the provisions of the Act for safeguarding of the assets of the Company and for preventing and detecting frauds and other irregularities; selection and application of appropriate accounting policies; making judgments and estimates that are reasonable and prudent; and the design, implementation and maintenance of adequate internal financial controls, that were operating effectively for ensuring accuracy and completeness of the accounting records, relevant to the preparation and presentation of the standalone financial statements that give a true and fair view and are free from material misstatement, whether due to fraud or error, which have been used for the purpose of preparation of the standalone financial results by the Directors of the Company, as aforesaid.
6. In preparing the standalone financial results, the Board of Directors of the Company are responsible for assessing the ability of the Company to continue as a going concern, disclosing, as applicable, matters related to going concern and using the going concern basis of accounting unless the Board of Directors either intends to liquidate the Company or to cease operations, or has no realistic alternative but to do so.
7. The Board of Directors of the Company are responsible for overseeing the financial reporting process of the Company.

Auditor's Responsibilities for the Audit of the Standalone Financial Results

8. Our objectives are to obtain reasonable assurance about whether the standalone financial results as a whole are free from material misstatement, whether due to fraud or error, and to issue an auditor's report that includes our opinion. Reasonable assurance is a high level of assurance, but is not a guarantee that an audit conducted in accordance with SAs will always detect a material misstatement when it exists. Misstatements can arise from fraud or error and are considered material if, individually or in the aggregate, they could reasonably be expected to influence the economic decisions of users taken on the basis of these standalone financial results.
9. As part of an audit in accordance with SAs, we exercise professional judgment and maintain professional skepticism throughout the audit. We also:
 - Identify and assess the risks of material misstatement of the standalone financial results, whether due to fraud or error, design and perform audit procedures responsive to those risks, and obtain audit evidence that is sufficient and appropriate to provide a basis for our opinion. The risk of not detecting a material misstatement resulting from fraud is higher than for one resulting from error, as fraud may involve collusion, forgery, intentional omissions, misrepresentations, or the override of internal control.

Price Waterhouse Chartered Accountants LLP

INDEPENDENT AUDITOR'S REPORT

To the Board of Directors of Kotak Mahindra Investments Limited
Report on the Standalone Financial Results

Page 3 of 3

- Obtain an understanding of internal control relevant to the audit in order to design audit procedures that are appropriate in the circumstances. Under Section 143(3) (i) of the Act, we are also responsible for expressing our opinion on whether the company has adequate internal financial controls with reference to financial statements in place and the operating effectiveness of such controls. (Refer paragraph 11 below)
 - Evaluate the appropriateness of accounting policies used and the reasonableness of accounting estimates and related disclosures made by the Board of Directors.
 - Conclude on the appropriateness of the Board of Directors use of the going concern basis of accounting and, based on the audit evidence obtained, whether a material uncertainty exists related to events or conditions that may cast significant doubt on the ability of the Company to continue as a going concern. If we conclude that a material uncertainty exists, we are required to draw attention in our auditor's report to the related disclosures in the standalone financial results or, if such disclosures are inadequate, to modify our opinion. Our conclusions are based on the audit evidence obtained up to the date of our auditor's report. However, future events or conditions may cause the Company to cease to continue as a going concern.
 - Evaluate the overall presentation, structure and content of the standalone financial results, including the disclosures, and whether the standalone financial results represent the underlying transactions and events in a manner that achieves fair presentation.
10. We communicate with those charged with governance of the Company regarding, among other matters, the planned scope and timing of the audit and significant audit findings, including any significant deficiencies in internal control that we identify during our audit. We also provide those charged with governance with a statement that we have complied with relevant ethical requirements regarding independence, and to communicate with them all relationships and other matters that may reasonably be thought to bear on our independence, and where applicable, related safeguards.

Other Matter

11. The Standalone financial results dealt with by this report have been prepared for the express purpose of filing with BSE Limited. These results are based on and should be read with the audited standalone financial statements of the Company for the year ended March 31, 2021 on which we issued an unmodified audit opinion vide our report dated May 18, 2021.

For Price Waterhouse Chartered Accountants LLP
Firm Registration Number: 012754N/N500016

SHARAD
AGARWAL

Digitally signed by
SHARAD AGARWAL
Date: 2021.05.18
23:15:27 +05'30'

Sharad Agarwal
Partner
Membership Number: 118522
UDIN: 21118522AAAACG4631

Mumbai
May 18, 2021

Kotak Mahindra Investments Limited
CIN : U65900MH1988PLC047986
Regd.Office : 27BKC, C 27, G Block, Bandra Kurla Complex, Bandra (E), Mumbai - 400 051
Website: www.kmil.co.in Telephone: 91 22 62185303
Statement of Standalone Financial Results for the year ended March 31, 2021

Standalone Statement of Profit and Loss

(Rs. in lakhs)

Sr. No.	Particulars	Half year ended		Year ended	
		March 31, 2021	March 31, 2020	March 31, 2021	March 31, 2020
		Unaudited	Unaudited	Audited	Audited
	REVENUE FROM OPERATIONS				
(i)	Interest Income	33,362.32	45,877.97	70,893.03	100,340.39
(ii)	Dividend Income	-	323.75	-	340.29
(iii)	Fees and commission income	570.70	29.37	799.77	427.81
(iv)	Net gain on fair value changes	2,806.20	1,330.69	4,213.66	2,827.40
(v)	Others	-	69.17	7.61	96.35
(I)	Total Revenue from operations	36,739.22	47,630.95	75,914.07	104,032.24
(II)	Other income	100.76	109.36	214.63	1,040.20
(III)	Total income (I + II)	36,839.98	47,740.31	76,128.70	105,072.44
	EXPENSES				
(i)	Finance Costs	15,393.14	26,382.96	32,547.43	59,897.09
(ii)	Impairment on financial Instruments	(2,420.00)	4,018.19	3,347.58	5,580.46
(iii)	Employee Benefits expenses	1,495.57	1,379.25	3,063.03	3,026.04
(iv)	Depreciation, amortization and impairment	122.87	48.69	208.28	93.73
(v)	Other expenses	2,032.45	1,637.92	3,351.46	3,116.06
(IV)	Total expenses	16,624.03	33,467.01	42,517.78	71,713.38
(V)	Profit/(loss) before tax (III - IV)	20,215.95	14,273.30	33,610.92	33,359.06
(VI)	Tax expense				
	(1) Current tax	(4,706.00)	(4,793.94)	(8,879.85)	(9,459.99)
	(2) Deferred tax	(433.95)	1,203.84	287.61	236.94
	Total tax expense (1+2)	(5,139.95)	(3,590.10)	(8,592.24)	(9,223.05)
(VII)	Profit/(loss) for the period (V - VI)	15,076.00	10,683.20	25,018.68	24,136.01
(VIII)	Other Comprehensive Income				
	(i) Items that will not be reclassified to profit or loss				
	- Remeasurements of the defined benefit plans	3.71	(2.22)	(1.90)	(19.87)
	(ii) income tax relating to items that will not be reclassified to profit or loss	(0.93)	0.56	0.48	5.00
	Other comprehensive income	2.78	(1.66)	(1.42)	(14.87)
	(B) (i) Items that will be reclassified to profit or loss				
	- Financial Instruments through Other Comprehensive Income	(0.53)	-	(0.53)	(37.44)
	(ii) income tax relating to items that will be reclassified to profit or loss	0.13	-	0.13	13.09
	Total (B)	(0.40)	-	(0.40)	(24.35)
	Other comprehensive income (A + B)	2.38	(1.66)	(1.82)	(39.22)
(IX)	Total Comprehensive Income for the period (VII + VIII)	15,078.38	10,681.54	25,016.86	24,096.79
(X)	Paid-up equity share capital (face value of Rs. 10 per share)	562.26	562.26	562.26	562.26
(XI)	Earnings per equity share (not annualised):				
	Basic & Diluted (Rs.)	268.13	190.01	444.97	429.27
	See accompanying note to the financial results				

For and on behalf of Board of Directors
Kotak Mahindra Investments Limited

PARITOSH KASHYAP
Digitally signed by
PARITOSH KASHYAP
Date: 2021.05.18
23:05:25 +05'30'

Paritosh Kashyap
Director

Place : Mumbai
Date : May 18, 2021

Kotak Mahindra Investments Limited
CIN : U65900MH1988PLC047986
Regd. Office : 27BKC, C 27, G Block, Bandra Kurla Complex, Bandra (E), Mumbai - 400 051
Website: www.kmil.co.in Telephone: 91 22 62185303
Statement of Standalone Financial Results as at March 31, 2021

Standalone Balance Sheet

(Rs. In lakhs)

Sr. No.	Particulars	As at	As at
		March 31, 2021	March 31, 2020
		Audited	Audited
ASSETS			
1	Financial assets		
a)	Cash and cash equivalents	14,691.83	158,990.51
b)	Bank Balance other than cash and cash equivalents	42.90	1,497.07
c)	Receivables		
	Trade receivables	122.85	58.78
	Other receivables	594.51	382.25
d)	Loans	620,983.57	535,036.55
e)	Investments	144,622.18	83,185.13
f)	Other Financial assets	221.99	197.71
	Sub total	781,279.83	779,348.00
2	Non-financial assets		
a)	Current Tax assets (Net)	1,517.82	995.19
b)	Deferred Tax assets (Net)	3,200.07	2,911.86
c)	Property, Plant and Equipment	127.26	218.75
d)	Intangible assets under development	3.30	333.43
e)	Other intangible assets	320.89	18.82
f)	Other Non-financial assets	270.46	241.68
	Sub total	5,439.80	4,719.73
	Total Assets	786,719.63	784,067.73
LIABILITIES AND EQUITY			
LIABILITIES			
1	Financial liabilities		
a)	Derivative financial instruments	1,524.25	5,441.02
b)	Payables		
	Trade Payables		
	total outstanding dues of creditors other than micro enterprises and small enterprises	667.17	2,834.80
	Other Payables		
	total outstanding dues of creditors other than micro enterprises and small enterprises	251.32	1,440.75
c)	Debt Securities	255,442.86	306,140.54
d)	Borrowings (Other than Debt Securities)	296,822.12	263,996.56
e)	Subordinated Liabilities	20,239.62	20,241.93
	Sub total	574,947.34	600,095.60
2	Non-Financial liabilities		
a)	Current tax liabilities (Net)	3,159.26	852.90
b)	Provisions	1,302.83	676.18
c)	Other non-financial liabilities	506.18	755.02
	Sub total	4,968.27	2,284.10
3	EQUITY		
a)	Equity Share Capital	562.26	562.26
b)	Other equity	206,241.76	181,125.77
	Sub total	206,804.02	181,688.03
	Total Liabilities and Equity	786,719.63	784,067.73

Notes:

- The standalone financial results have been prepared in accordance with Indian Accounting Standards ("Ind AS") notified under the Companies (Indian Accounting Standards) Rules, 2015 as amended by the Companies (Indian Accounting Standards) Rules, 2016 read with the relevant rules issued thereunder and other accounting principles generally accepted in India. Any application guidance/clarification/directions issued by the Reserve Bank of India or other regulators are implemented as and when they are issued/applicable.
- In accordance with the RBI Circular No. RBI/2021-22/17 DOR.STR.REC.4/21.04.048/2021-22 dated April 7, 2021 and the methodology for calculation of interest on interest based on guidance issued by Indian Banks' Association, the Company has put in place a Board approved policy to refund / adjust interest on interest charged to borrowers during the moratorium period, i.e. March 1, 2020 to August 31, 2020. Company has estimated the said amount and made a provision in the standalone financial results for the year ended March 31, 2021. As on March 31, 2021, Company holds a specific liability of Rs 550 lakhs which is debited to interest income to meet its obligation towards refund of interest on interest to eligible borrowers as prescribed by the RBI.

3 in addition to the widespread public health implications, the COVID-19 pandemic has had an extraordinary impact on macroeconomic conditions in India and around the world. During the year, people and economies around the world, witnessed serious turbulence caused by the first wave of the pandemic, the consequent lockdowns, the gradual easing of restrictions and the emergence of new variants of the virus. The first Quarter of financial year 2020-21 was worst affected due to pandemic. However, there was an economic recovery in Quarter 2nd and Quarter 3rd of Financial Year 2020-21 as lockdowns eased consequent to reduction in COVID-19 cases. Although government has started vaccination drive, COVID-19 cases have significantly increased in recent months due to second wave as compared to earlier levels in India. Various state governments have again announced strict measures include lockdowns to contain this spread. As COVID-19 vaccines get administered to more and more people, businesses in sectors impacted by pandemic may pick up. However, the continuing and evolving nature of the virus has created uncertainty regarding estimated time required for businesses and lives to get back to normal.

The Company continues to closely monitor the situation and in response to this health crisis has implemented protocols and processes to execute its business continuity plans and help protect its employees and support its clients. The pandemic has impacted lending business, fee income, collection efficiency etc. and may result in increase in customer defaults and consequently increase in provisions. The Company, however, has not experienced any significant disruptions in the past one year and has considered the impact on carrying value of assets based on the external or internal information available up to the date of approval of financial statements. The future direct and indirect impact of COVID-19 on Company business, results of operations, financial position and cash flows remains uncertain. The financial statements do not include any adjustments that might result from the outcome of this uncertainty.

4 Reserve Bank of India ('RBI') issued guidelines relating to 'COVID-19 Regulatory Package' dated March 27, 2020 and subsequent guidelines on EMI moratorium dated April 17, 2020 and May 23, 2020. The Company has adopted the policy for offering the moratorium and offered the same in accordance with its policy to the eligible customers during the period from March 01, 2020 to August 31, 2020.

The disclosure as required by RBI circular dated April 17, 2020 on Covid-19 regulatory package - asset classification and provisioning for the year ended March 31, 2021 is given below:

Particulars	As at March 31, 2021	As at March 31, 2020
Amounts in SMA/overdue categories (As on 29th February 2020), where the moratorium/deferment was extended*	15,745.60	27,498.04
Amount where asset classification benefits is extended	-	819.26
Provision Created*	3,451.27	2,569.13
Less: Provisions adjusted during the period against slippages*	1,136.30	-
Residual provisions*	2,314.97	2,569.13

* Balance is reported as at respective reporting date.

5 Reserve Bank of India ('RBI') issued guidelines relating to 'COVID-19 Regulatory Package' dated March 27, 2020 and subsequent guidelines on Prudential Framework for resolution of stressed assets to enable the lenders to implement a resolution plan in respect of eligible corporate exposures without change in ownership, and personal loans, while classifying such exposures as Standard dated August 06, 2020. The Company has adopted the policy for Resolution Framework for COVID-19-related Stress and offered the same to its eligible customers.

There are no customers where resolution plan have been implemented under this framework as on March 31, 2021.

6 The above results were reviewed by the Audit Committee and approved and taken on record by the Board of Directors at their respective meetings held on May 18, 2021.

7 These standalone financial results have been prepared in accordance with the requirement of Regulation 52 of the SEBI (Listing Obligations and Disclosure Requirements) Regulations, 2015, as modified by Circular No. CIR/CFD/FAC/62/2016 dated July 5, 2016 read with CIR/IMD/DF1/69/2016 dated August 10, 2016.

8 The annual standalone financial results have been audited by the statutory auditors. The figures for the six months ended March 31, 2021 are unaudited and were not subject to limited review.

9 Figures for the previous period/year have been regrouped wherever necessary to conform to current period/year presentation.

For Price Waterhouse Chartered Accountants LLP
Firm Registration Number: 012754N/NS00016

SHARAD
AGARWAL
Digitally signed by
SHARAD AGARWAL
Date: 2021.05.18 23:17:06
+05'30'

Sharad Agarwal
Partner

Membership Number: 118522

We have signed these standalone financial results for identification purpose only. These Results should be read in conjunction with our report dated May 18, 2021

For and on behalf of Board of Directors
Kotak Mahindra Investments Limited

PARITOSH
KASHYAP
Digitally signed by
PARITOSH KASHYAP
Date: 2021.05.18
23:06:20 +05'30'

Paritosh Kashyap
Director

Place : Mumbai

Date : May 18, 2021