

May 23, 2022

BSE Limited, Listing Department,
Phiroze Jeejeebhoy Towers,
Dalal Street, Mumbai- 400001.

Kind Attn: Head- Listing Department/Dept. of Corporate Communications

Sub: Submission of Consolidated and Standalone Audited Financial Results of Kotak Mahindra Investments Ltd. ("Company") under Regulation 52 of Securities and Exchange Board of India (Listing Obligations and Disclosure Requirements) Regulations 2015, as amended from time to time.

Dear Sir/Madam,

Pursuant to Regulation 52 of Securities and Exchange Board of India (Listing Obligations and Disclosure Requirements) Regulations, 2015 ("Listing Regulations"), we wish to inform the Exchange that the Board of Directors of the Company at its Meeting held on May 23, 2022 has approved the Consolidated and Standalone Audited Financial Results of the Company for the Year Ended March 31, 2022.

In this regard, please find enclosed herewith the following:

1. Consolidated and Standalone Audited Financial Results for the Year Ended March 31, 2022 in the specified format along with the Audit Report of Statutory Auditor.
2. Disclosures in compliance with Regulation 52(4) of the Listing Regulations.

Kindly take the aforementioned submissions on your records and acknowledge the receipt of the letter.

Thanking you,
Yours Faithfully,

For Kotak Mahindra Investments Limited



Jignesh Dave
Company Secretary
Encl: as above

KALYANIWALLA & MISTRY LLP

CHARTERED ACCOUNTANTS

Independent Auditor's Report on the Annual Year to Date Consolidated Financial Results pursuant to the Regulation 52 of the SEBI (Listing Obligations and Disclosure Requirements) Regulations, 2015

To the Board of Directors
Kotak Mahindra Investments Limited

Report on the Audit of Consolidated Financial Results

Opinion

We have audited the accompanying Statement of Consolidated Financial Results of Kotak Mahindra Investments Limited (hereinafter referred to as the 'Holding Company') and its associate Company (Holding Company and its associate company together referred to as 'the Group') for the year ended March 31, 2022, ('the Statement') attached herewith, being submitted by the Holding Company pursuant to the requirement of Regulation 52 of the Securities and Exchange Board of India (Listing Obligations and Disclosure Requirements) Regulations, 2015, as amended ('Listing Regulations').

In our opinion and to the best of our information and according to the explanations given to us and based on the consideration of reports of other auditors on separate audited financial statements/financial information of the associate company the aforesaid Statement:

(i) includes the annual financial results of the following entity


Sr. No.	Name of the Entity	Relationship with the Holding Company
1	Phoenix ARC Private Limited	Associate Company

(ii) is presented in accordance with the requirements of Regulation 52 of the Listing Regulations in this regard; and

(iii) gives a true and fair view in conformity with the recognition and measurement principles laid down in the applicable Indian Accounting Standards ("Ind AS") prescribed under Section 133 of the Companies Act, 2013 ("the Act") read relevant rules thereunder and other accounting principles generally accepted in India, of the net profit and other comprehensive income and other financial information of the Group for the year ended March 31, 2022.

Basis for Opinion

We conducted our audit in accordance with the Standards on Auditing (SAs) specified under section 143(10) of the Act. Our responsibilities under those Standards are further described in the Auditor's Responsibilities for the Audit of the Consolidated Financial Results section of our report. We are independent of the Group in



LLP IN : AAH - 3437

REGISTERED OFFICE : ESPLANADE HOUSE, 29, HAZARIMAL SOMANI MARG, FORT, MUMBAI 400 001
TEL.: (91) (22) 6158 6200, 6158 7200 FAX: (91) (22) 6158 6275

accordance with the Code of Ethics issued by the Institute of Chartered Accountants of India together with the ethical requirements that are relevant to our audit of the consolidated financial results under the provisions of the Act and the Rules thereunder, and we have fulfilled our other ethical responsibilities in accordance with these requirements and the Code of Ethics.

We believe that the audit evidence obtained by us and other auditors in terms of their reports referred to in “Other Matters” section below, is sufficient and appropriate to provide a basis for our opinion.

Management Responsibilities for the Consolidated Financial Results


This Statement, which is the responsibility of the Holding Company’s Management and approved by the Holding Company’s Board of Directors, has been prepared on the basis of the consolidated annual financial statements. The Holding Company’s Board of Directors is responsible for the preparation and presentation of this Statement that gives a true and fair view of the net profit and other comprehensive income and other financial information of the Group in accordance with the Indian Accounting Standards prescribed under Section 133 of the Act read with Companies (Indian Accounting Standards) Rules, 2015, as amended and other accounting principles generally accepted in India and in compliance with Regulation 52 of the Listing Regulations. The respective Board of Directors of the companies included in the Group are responsible for maintenance of adequate accounting records in accordance with the provisions of the Act for safeguarding of the assets of the Group and for preventing and detecting frauds and other irregularities; selection and application of appropriate accounting policies; making judgments and estimates that are reasonable and prudent; and the design, implementation and maintenance of adequate internal financial controls, that were operating effectively for ensuring accuracy and completeness of the accounting records, relevant to the preparation and presentation of the respective financial results that give a true and fair view and are free from material misstatement, whether due to fraud or error. These financial results have been used for the purpose of preparation of the Statement by the Directors of the Holding Company, as aforesaid.

In preparing the Statement, the respective Board of Directors of the companies included in the Group are responsible for assessing the ability of the Group to continue as a going concern, disclosing, as applicable, matters related to going concern and using the going concern basis of accounting unless the respective Board of Directors either intends to liquidate the Group or to cease operations, or has no realistic alternative but to do so.

The respective Board of Directors of the companies included in the Group are responsible for overseeing the financial reporting process of the Group.

Auditor’s Responsibilities for the Audit of the Consolidated Financial Results

Our objectives are to obtain reasonable assurance about whether the Statement as a whole is free from material misstatement, whether due to fraud or error, and to issue an auditor’s report that includes our opinion. Reasonable assurance is a high level of assurance, but is not a guarantee that an audit conducted in accordance with SAs will always detect a material misstatement when it exists. Misstatements can arise from




fraud or error and are considered material if, individually or in the aggregate, they could reasonably be expected to influence the economic decisions of users taken on the basis of the Statement.

As part of an audit in accordance with SAs, we exercise professional judgment and maintain professional skepticism throughout the audit. We also:

- Identify and assess the risks of material misstatement of the Statement, whether due to fraud or error, design and perform audit procedures responsive to those risks, and obtain audit evidence that is sufficient and appropriate to provide a basis for our opinion. The risk of not detecting a material misstatement resulting from fraud is higher than for one resulting from error, as fraud may involve collusion, forgery, intentional omissions, misrepresentations, or the override of internal control.
- Obtain an understanding of internal control relevant to the audit in order to design audit procedures that are appropriate in the circumstances. Under Section 143(3) (i) of the Act, we are also responsible for expressing our opinion on whether the Holding company has adequate internal financial controls with reference to consolidated financial statements in place and the operating effectiveness of such controls.
- Evaluate the appropriateness of accounting policies used and the reasonableness of accounting estimates and related disclosures made by the Board of Directors.
- Conclude on the appropriateness of the Board of Directors use of the going concern basis of accounting and, based on the audit evidence obtained, whether a material uncertainty exists related to events or conditions that may cast significant doubt on the ability of the Group to continue as a going concern. If we conclude that a material uncertainty exists, we are required to draw attention in our auditor's report to the related disclosures in the Statement or, if such disclosures are inadequate, to modify our opinion. Our conclusions are based on the audit evidence obtained up to the date of our auditor's report. However, future events or conditions may cause the Group to cease to continue as a going concern.
- Evaluate the overall presentation, structure and content of the Statement, including the disclosures, and whether the Statement represent the underlying transactions and events in a manner that achieves fair presentation.
- Obtain sufficient appropriate audit evidence regarding the financial statement/ financial information of the entities within the Group to express an opinion on the Statement. We are responsible for the direction, supervision and performance of the audit of financial information of such entities included in the Statement of which we are the independent auditors. For the other entities included in the Statement, which have been audited by other auditors, such other auditors remain responsible for the direction, supervision and performance of the audits carried out by them. We remain solely responsible for our audit opinion.

We communicate with those charged with governance of the Holding Company and such other entities included in the Statement of which we are the independent auditors regarding, among other matters, the



planned scope and timing of the audit and significant audit findings, including any significant deficiencies in internal control that we identify during our audit.

We also provide those charged with governance with a statement that we have complied with relevant ethical requirements regarding independence, and to communicate with them all relationships and other matters that may reasonably be thought to bear on our independence, and where applicable, related safeguards.

Other Matters

1. The Statement includes the audited Financial Results of an associate company whose Financial Statements reflect Group's share of net profit after tax of Rs. 1302.13 lakhs for the period from April 1, 2021 to March 31, 2022, as considered in the Statement, which have been audited by their respective independent auditors. The independent auditors' reports on financial statements of these entities have been furnished to us and our opinion on the Statement, in so far as it relates to the amounts and disclosures included in respect of these entities, is based solely on the report of such auditors and the procedures performed by us are as stated in paragraph above.

Our opinion on the Statement is not modified with respect to our reliance on the work done and the reports of the other auditors and the financial information certified by the Board of Directors.

2. The Consolidated financial statements of the Company for the year ended March 31, 2021, were audited by erstwhile auditor whose audit report dated May 18, 2021, expressed an unmodified opinion on those annual financial statements.

For KALYANIWALLA & MISTRY LLP

Chartered Accountants

Firm Registration No. 104607W/W100166



Roshni R. Marfatia

Partner

M. No.: 106548

UDIN: 22106548AJKPYN9173

Mumbai, May 23, 2022.




Kotak Mahindra Investments Limited
 Regd. Office : 27BKC, C 27, G Block, Bandra Kurla Complex, Bandra (E), Mumbai - 400 051
 CIN : U65900MH1988PLC047986
 Website: www.kmil.co.in Telephone: 91 22 62185303
 Consolidated Statement of audited Financial Results as at March 31, 2022

Consolidated Statement of Assets and Liabilities

(Rs. In lakhs)

Sr. No.	Particulars	As at	As at
		March 31, 2022	March 31, 2021
		Audited	Audited
ASSETS			
1	Financial assets		
a)	Cash and cash equivalents	36,964.89	14,691.83
b)	Bank Balance other than cash and cash equivalents	45.03	42.90
c)	Receivables		
	Trade receivables	72.87	122.85
	Other receivables	214.67	594.51
d)	Loans	666,846.66	620,983.57
e)	Investments		
	Investments accounted for using the equity method	16,546.48	14,806.39
	Others	253,514.50	138,521.68
f)	Other Financial assets	224.19	221.99
	Sub total	974,429.29	789,985.72
2	Non-financial assets		
a)	Current Tax assets (Net)	1,702.42	1,517.82
b)	Deferred Tax assets (Net)	-	1,031.63
c)	Property, Plant and Equipment	87.40	127.26
d)	Intangible assets under development	3.25	3.30
e)	Other intangible assets	192.67	320.89
f)	Other Non-financial assets	245.12	270.46
	Sub total	2,230.86	3,271.36
	Total Assets	976,660.15	793,257.08
LIABILITIES AND EQUITY			
LIABILITIES			
1	Financial liabilities		
a)	Derivative financial instruments	-	1,524.25
b)	Payables		
	Trade Payables		
	Total outstanding dues of creditors other than micro enterprises and small enterprises	311.07	326.44
	Other Payables		
	Total outstanding dues of creditors other than micro enterprises and small enterprises	1,198.27	592.05
c)	Debt Securities	393,287.04	255,442.86
d)	Borrowings (Other than Debt Securities)	303,082.87	296,822.12
e)	Subordinated Liabilities	20,234.24	20,239.62
	Sub total	718,113.49	574,947.34
2	Non-Financial liabilities		
a)	Current tax liabilities (Net)	2,427.98	3,159.26
b)	Deferred Tax liabilities (Net)	456.77	-
c)	Provisions	1,053.29	1,302.83
d)	Other non-financial liabilities	531.06	506.18
	Sub total	4,469.10	4,968.27
3	EQUITY		
a)	Equity Share Capital	562.26	562.26
b)	Other equity	253,515.30	212,779.21
	Sub total	254,077.56	213,341.47
	Total Liabilities and Equity	976,660.15	793,257.08




Kotak Mahindra Investments Limited
 Regd. Office : 27BKC, C 27, G Block, Bandra Kurla Complex, Bandra (E), Mumbai - 400 051
 CIN : U65900MH1988PLC047986
 Website: www.kmil.co.in Telephone: 91 22 62185303
 Consolidated Statement of audited Financial Results for the Period ended March 31, 2021

Consolidated Statement of Profit and Loss

(Rs. In lakhs)

Particulars	Year ended	
	March 31, 2022	March 31, 2021
	Audited	Audited
REVENUE FROM OPERATIONS		
(i) Interest Income	79,595.35	70,874.46
(ii) Dividend Income	204.12	-
(iii) Fees and commission income	-	799.77
(iv) Net gain on fair value changes	8,605.06	4,213.66
(v) Net gain on derecognition of financial instruments under amortised cost category	110.11	-
(vi) Others	630.70	26.18
(I) Total Revenue from operations	89,145.34	75,914.07
(II) Other income	285.83	214.63
(III) Total income (I + II)	89,431.17	76,128.70
EXPENSES		
(i) Finance Costs	34,682.98	32,547.43
(ii) Impairment on financial instruments	(5,276.10)	3,347.58
(iii) Employee Benefits expenses	3,472.40	3,063.03
(iv) Depreciation, amortization and impairment	221.76	208.28
(v) Other expenses	3,117.80	3,351.46
(IV) Total expenses	36,218.84	42,517.78
(V) Profit/(loss) before tax and Share of net profits of investments accounted using equity method (III - IV)	53,212.33	33,610.92
(VI) Share of net profits/(loss) of investments accounted using equity method	1,740.09	380.94
(VII) Profit/(loss) before tax(V+VI)	54,952.42	33,991.86
(VIII) Tax expense		
(1) Current tax	12,471.53	8,879.85
(2) Deferred tax	1,563.70	(191.73)
Total tax expense (1+2)	14,035.23	8,688.12
(IX) Profit/(loss) for the period (VII - VIII)	40,917.19	25,303.74
(X) Other Comprehensive Income		
(i) Items that will not be reclassified to profit or loss		
- Remeasurements of the defined benefit plans	(36.37)	(1.90)
(ii) Income tax relating to items that will not be reclassified to profit or loss	9.15	0.48
Total (A)	(27.22)	(1.42)
(i) Items that will be reclassified to profit or loss		
- Financial Instruments measured at FVOCI	(256.55)	(0.53)
(ii) Income tax relating to items that will be reclassified to profit or loss	66.15	0.13
Total (B)	(190.40)	(0.40)
Other comprehensive income (A + B)	(217.62)	(1.82)
(XI) Total Comprehensive Income for the period (IX + X)	40,699.57	25,301.92
(XII) Paid-up equity share capital (face value of Rs. 10 per share)	562.26	562.26
(XIII) Earnings per equity share (not annualised):		
Basic & Diluted (Rs.)	727.73	450.04
See accompanying note to the financial results		

Place : Mumbai
 Date : May 23, 2022



KOTAK MAHINDRA INVESTMENTS LIMITED

Regd. Office : 27BKC, C 27, G Block, Bandra Kurla Complex, Bandra (E), Mumbai - 400 051

CIN : U65900MH1988PLC047986

Website: www.kmil.co.in Telephone: 91 22 62185303

Consolidated Statement Of Cash Flows For The Year Ended March 31st, 2022

(Rs. In lakhs)


Particulars	For the year ended March 31st, 2022	For the year ended March 31st, 2021
	Audited	Audited
Cash flow from operating activities		
Profit before tax	54,952.42	33,991.86
Adjustments to reconcile profit before tax to net cash generated from / (used in) operating activities		
Depreciation, amortization and impairment	221.76	208.28
Dividend Received	(204.12)	-
Profit on Sale of Property, Plant and Equipment	(7.98)	(7.61)
Impairment on financial instruments	(5,276.10)	3,347.58
Net gain/ (loss) on financial instruments at fair value through profit or loss	(8,605.06)	(4,176.60)
Interest on Borrowing	34,682.98	32,547.43
Interest on Borrowing paid	(35,413.30)	(37,182.90)
ESOP Expense	36.52	99.13
Remeasurements of the defined benefit plans	(36.37)	(1.90)
Share of Net profits of investment accounted under equity method	(1,740.09)	(380.94)
Debt Instruments through Other Comprehensive Income	(256.55)	(0.53)
Operating profit before working capital changes	38,354.11	28,443.80
Working capital adjustments		
(Increase) / Decrease in Bank Balance other than cash and cash equivalent	(2.13)	1,454.46
(Increase) / Decrease in Loans	(40,782.17)	(87,773.37)
(Increase) / Decrease in Receivables	441.16	(282.70)
(Increase) / Decrease in Other Financial Assets	(0.06)	(25.00)
(Increase) / Decrease in Other Non Financial Assets	25.34	(28.78)
Increase / (Decrease) in Trade payables	(15.37)	(2,167.63)
Increase / (Decrease) in other Payables	605.21	(1,189.42)
Increase / (Decrease) in other non-financial liabilities	24.88	(248.84)
Increase / (Decrease) provisions	(249.54)	626.65
(Increase) / Decrease in unamortized discount	23,226.57	14,800.86
	(16,725.11)	(74,833.77)
Net Cash (used in) / generated from operations	21,629.00	(46,389.97)
Income tax paid (net)	(13,387.41)	(7,096.09)
Net cash (used in) / generated from operating activities	8,241.59	(53,486.06)
Cash flow from investing activities		
Purchase of investments	(4,533,177.89)	(2,648,612.42)
Sale of investments	4,419,219.09	2,583,776.72
Interest on Investments	7,528.03	6,069.75
Purchase of Property, Plant and Equipment	(85.58)	(151.63)
Sale of Property, Plant and Equipment	39.91	70.50
Dividend on investments	204.13	-
Net cash (used in) / generated from investing activities	(106,272.31)	(58,847.08)
Cash flow from financing activities		
Proceeds from Debt Securities	243,049.36	120,482.42
Repayment of Debt Securities	(115,669.29)	(178,230.94)
Intercompany Deposit issued	29,003.36	92,000.00
Intercompany Deposit Redeemed	(27,003.36)	(109,400.00)
Commercial Paper issued	2,268,427.96	873,262.34
Commercial Paper Redeemed	(2,257,000.00)	(863,764.49)
Term Loans Drawn/(repaid)	(9,999.90)	30,000.00
Increase/(Decrease) in Bank overdraft(Net)	(10,500.01)	3,656.99
Net cash generated/(used in) from Financing Activities	120,308.12	(31,993.68)
Net increase/ (decrease) in cash and cash equivalents	22,277.40	(144,326.82)
Cash and cash equivalents at the beginning of the year	14,694.70	159,021.52
Cash and cash equivalents at the end of the half year	36,972.10	14,694.70
Reconciliation of cash and cash equivalents with the balance sheet		
Cash and cash equivalents as per balance sheet		
Cash on hand		
Balances with banks in current account	36,972.10	14,694.70
Cheques, drafts on hand		
Cash and cash equivalents as restated as at the half year end *	36,972.10	14,694.70
* Cash and cash equivalents shown in Balance Sheet is net of ECL provision of Rs. 7.21 lakhs as at March 31, 2022 (Previous year: Rs. 2.87 lakhs)		

I) The above Statement of cash flow has been prepared under the 'Indirect Method' as set out in Ind AS 7 - 'Statement of cash flow'.

II) The previous period figures have been re-grouped, wherever necessary in order to conform to this period presentation.

III) Non-cash financing activity : ESOP from parent of Rs 36.52 lakh for year ended March 31st, 2022 (March 31st, 2021 - Rs 99.13 lakh)

IV) The previous year's figures have been re-grouped, wherever necessary in order to conform to this year's presentation.



Kotak Mahindra Investments Limited

Regd. Office : 27BKC, C 27, G Block, Bandra Kurla Complex, Bandra (E), Mumbai - 400 051

CIN : U65900MH1988PLC047986

Website: www.kmil.co.in Telephone: 91 22 62185303

Consolidated Statement of audited Financial Results as at March 31, 2022

Notes:


- 1 The consolidated annual financial results have been prepared in accordance with and comply in all material aspect with Indian Accounting Standards (Ind As) notified under section 133 of Companies Act , 2013 ('the ACT') read with the companies (Indian Accounting Standards) Rules,2015 as amended from time to time and other relevant provisions of the Act. The consolidated annual financial statements, used to prepare the consolidated financial results, are based on the notified Schedule III of the Act, as amended from time to time, for Non-Banking Financial Companies that are required to comply with Ind AS.
- 2 The above consolidated results were reviewed by the Audit Committee and approved and taken on record by the Board of Directors at their respective meetings held on May 23, 2022, in terms Regulation 52 of the Securities and Exchange Board of India (Listing and other Disclosure Requirements) Regulations, 2015.
- 3 COVID-19 has had an extraordinary impact on macroeconomic conditions in India and around the world post declaration of it as a pandemic by World Health Organisation in March 2020. Nation-wide lockdown in April-May 2020 followed by localised lockdown were imposed to restrict the spread in areas with significant number of cases. The restrictions were gradually lifted leading to improvement in economic activity. This was followed by two waves of COVID-19 with outbreak of new variants which led to the re-imposition of regional lockdowns which were subsequently lifted supported by administration of the COVID vaccines to a large population in the country.

India is emerging from the Covid-19 pandemic. The extent to which any new wave of COVID-19 pandemic will impact the Group's results will depend on ongoing as well as future developments, including, among other things, any new information concerning the severity of the COVID-19 pandemic, and any action to contain its spread or mitigate its impact whether government-mandated or elected by us.
- 4 Disclosure in compliance with Regulation 52(4) of Securities and Exchange Board of India(Listing Obligations and Disclosure Requirements) Regulations, 2015 for the year ended March 31, 2022 is attached as Annexure I.
- 5 Figures for the previous period/year have been regrouped wherever necessary to conform to current period/year presentation.


For KALYANIWALLA & MISTRY LLP
CHARTERED ACCOUNTANTS
Firm Registration Number: 104607W/W100166




Roshni R. Marfatia
Partner
Membership No.: 106548
Mumbai



For Kotak Mahindra Investments Limited



(Director)
Place: Mumbai
Date : May 23, 2022




Annexure I

Disclosure in compliance with Regulation 52(4) of Securities and Exchange Board of India(Listing Obligations and Disclosure Requirements) Regulations, 2015 for the year ended March 31, 2022

Sr No.	Particulars	Ratio
a)	Omitted	-
b)	Omitted	-
c)	Debt Equity Ratio*	2.82:1
d)	Omitted	-
e)	Omitted	-
f)	Debt Service Coverage Ratio	Not applicable
g)	Interest Service Coverage Ratio	Not applicable
h)	Outstanding Redeemable Preference Shares(Quantity and value)	Not applicable
i)	Debenture redemption reserve	Debenture redemption reserve is not required in respect of privately placed debentures in terms of rule 18(7)(b)(ii) of Companies(Share capital and debentures) Rules ,2014
j)	Net Worth	Rs. 254,077.56 Lakhs
k)	Net Profit after Tax	Rs. 40917.19 Lakhs
l)	Earning per share	Basic & Diluted - Rs. 727.73
m)	Current Ratio	1.08:1
n)	Long term debt to working capital ratio	9.03:1
o)	Bad Debt to account receivable ratio	0%
p)	Current Liability Ratio	59.41%
q)	Total Debt to Total assets*	73.37%
r)	Debtors Turnover	Not Applicable
s)	Inventory Turnover	Not Applicable
t)	Operating Margin(%)*	55.55%
u)	Net profit Margin(%)*	45.75%
v)	Sector Specific equivalent ratios such as	
	(i) Stage III ratio*	1.24%
	(ii) Provision coverage Ratio*	56.63%
	(iii) LCR Ratio	84.58%

*Formula for Computation of Ratios are as follows :-

(i) Debt Equity Ratio	(Debt Securities+Borrowing other than Debt Securities+Subordinate Liabilities)/(Equity Share Capital+Reserve and Surplus)
(ii) Total Debt to Total assets	(Debt Securities+Borrowing other than Debt Securities+Subordinate Liabilities)/Total assets
(iii) Operating Margin	(Profit before tax+Impairment on financial instruments)/Total Income
(iv) Net profit Margin	Profit after tax/Total Income
(v) Stage III ratio	Gross Stage III assets/Total Gross advances and credit Substitutes
(vi) Provision coverage Ratio	Impairment loss allowance for Stage III/Gross Stage III assets



KALYANIWALLA & MISTRY LLP

CHARTERED ACCOUNTANTS

Independent Auditor's Report on Quarterly Standalone Financial Results and Year to Date Standalone Financial Results pursuant to the Regulation 52 of the SEBI (Listing Obligations and Disclosure Requirements) Regulations, 2015

To the Board of Directors
Kotak Mahindra Investments Limited

Report on the Audit of Standalone Financial Results

Opinion

We have audited the accompanying quarterly and yearly financial results of standalone financial results of Kotak Mahindra Investments Limited (hereinafter referred to as 'the Company') for the quarter ended March 31, 2022 and year to date results for the period April 1, 2021 to March 31, 2022, together with notes thereon ('the Statement'), attached herewith, being submitted by the Company pursuant to the requirement of Regulation 52 of the Securities and Exchange Board of India (Listing Obligations and Disclosure Requirements) Regulations, 2015, as amended ('Listing Regulations').

In our opinion and to the best of our information and according to the explanations given to us, the aforesaid Statement:

- (i) is presented in accordance with the requirements of Regulation 52 of the Listing Regulations in this regard; and
- (ii) gives a true and fair view in conformity with the recognition and measurement principles laid down in the applicable Indian Accounting Standards ("Ind AS") prescribed under Section 133 of the Companies Act, 2013 ("the Act") read with relevant rules issued thereunder and other accounting principles generally accepted in India, of the net profit and other comprehensive income and other financial information of the Company for the quarter ended March 31, 2022 as well as year to date results for the period from April 1, 2021 to March 31, 2022.


Basis for Opinion

We conducted our audit in accordance with the Standards on Auditing (SAs) specified under section 143(10) of the Act. Our responsibilities under those Standards are further described in the Auditor's Responsibilities for the Audit of the Standalone Financial Results section of our report. We are independent of the Company in accordance with the Code of Ethics issued by the Institute of Chartered Accountants of India together with the ethical requirements that are relevant to our audit of the Statement under the provisions of the Act and the Rules thereunder, and we have fulfilled our other ethical responsibilities in accordance with these requirements and the Code of Ethics.

We believe that the audit evidence obtained by us is sufficient and appropriate to provide a basis for our opinion.

Management Responsibilities for the Standalone Financial Results

This Statement, which is the responsibility of the Company's Management and approved by the Board of Directors, has been prepared on the basis of the standalone annual financial statements. The Company's Board of Directors is responsible for the preparation and presentation of this Statement that gives a true and fair view of the net profit and other comprehensive income and other financial information in accordance with the recognition and measurement



LLP IN : AAH - 3437

REGISTERED OFFICE : ESPLANADE HOUSE, 29, HAZARIMAL SOMANI MARG, FORT, MUMBAI 400 001
TEL.: (91) (22) 6158 6200, 6158 7200 FAX : (91) (22) 6158 6275

principles laid down in Ind AS prescribed under Section 133 of the Act read with Companies (Indian Accounting Standards) Rules, 2015, as amended issued thereunder and other accounting principles generally accepted in India and in compliance with Regulation 52 of the Listing Regulations. The Board of Directors of the Company is responsible for maintenance of adequate accounting records in accordance with the provisions of the Act for safeguarding of the assets of the Company and for preventing and detecting frauds and other irregularities; selection and application of appropriate accounting policies; making judgments and estimates that are reasonable and prudent; and the design, implementation and maintenance of adequate internal financial controls, that were operating effectively for ensuring accuracy and completeness of the accounting records, relevant to the preparation and presentation of the Statement that give a true and fair view and are free from material misstatement, whether due to fraud or error.

In preparing the Statement, the Board of Directors of the Company are responsible for assessing the ability of the Company to continue as a going concern, disclosing, as applicable, matters related to going concern and using the going concern basis of accounting unless the Board of Directors either intends to liquidate the Company or to cease operations, or has no realistic alternative but to do so.

The Board of Directors of the Company is responsible for overseeing the financial reporting process of the Company.

Auditor's Responsibilities for the Audit of the Standalone Financial Results

Our objectives are to obtain reasonable assurance about whether the Statement as a whole is free from material misstatement, whether due to fraud or error, and to issue an auditor's report that includes our opinion. Reasonable assurance is a high level of assurance but is not a guarantee that an audit conducted in accordance with SAs will always detect a material misstatement when it exists. Misstatements can arise from fraud or error and are considered material if, individually or in the aggregate, they could reasonably be expected to influence the economic decisions of users taken on the basis of the Statement.

As part of an audit in accordance with SAs, we exercise professional judgment and maintain professional skepticism throughout the audit. We also:

- Identify and assess the risks of material misstatement of the Statement, whether due to fraud or error, design and perform audit procedures responsive to those risks, and obtain audit evidence that is sufficient and appropriate to provide a basis for our opinion. The risk of not detecting a material misstatement resulting from fraud is higher than for one resulting from error, as fraud may involve collusion, forgery, intentional omissions, misrepresentations, or the override of internal control.
- Obtain an understanding of internal control relevant to the audit in order to design audit procedures that are appropriate in the circumstances. Under Section 143(3) (i) of the Act, we are also responsible for expressing our opinion on whether the Company has adequate internal financial controls with reference to standalone financial statements in place and the operating effectiveness of such controls.
- Evaluate the appropriateness of accounting policies used and the reasonableness of accounting estimates and related disclosures made by the Board of Directors.
- Conclude on the appropriateness of the Board of Directors' use of the going concern basis of accounting and, based on the audit evidence obtained, whether a material uncertainty exists related to events or conditions that may cast significant doubt on the ability of the Company to continue as a going concern. If we conclude that a material uncertainty exists, we are required to draw attention in our auditor's report to the related disclosures in the Statement or, if such disclosures are inadequate, to modify our opinion. Our conclusions are based on the audit evidence obtained up to the date of our auditor's report. However, future events or conditions may cause the Company to cease to continue as a going concern.



**KALYANIWALLA
& MISTRY LLP**

- Evaluate the overall presentation, structure and content of the Statement, including the disclosures, and whether the Statement represent the underlying transactions and events in a manner that achieves fair presentation.

We communicate with those charged with governance of the Company regarding, among other matters, the planned scope and timing of the audit and significant audit findings, including any significant deficiencies in internal control that we identify during our audit.

We also provide those charged with governance with a statement that we have complied with relevant ethical requirements regarding independence, and to communicate with them all relationships and other matters that may reasonably be thought to bear on our independence, and where applicable, related safeguards.

Other Matters

1. The annual financial statements of the Company for the year ended March 31, 2021, were audited by erstwhile auditor whose audit report dated May 18, 2021, expressed an unmodified opinion on those annual financial statements.
2. We draw attention to Note 3 of the Statement which states that the figures for the corresponding three months ended March 31, 2021, as reported in the Statement, have been approved by the Company's Board of Directors, but have not been audited or subjected to review by the Statutory Auditors of the Company.
3. The Statement include the results for the quarter ended March 31, 2022, being the balancing figure between the audited figures in respect of the full financial year and the published unaudited year to date figures up to the third quarter ended December 31, 2021, prepared in accordance with the recognition and measurement principles laid down in accordance with Ind AS 34 "Interim Financial Reporting" which were subject to limited review by us.

For KALYANIWALLA & MISTRY LLP
Chartered Accountants
Firm Registration No. 104607W/W100166



Roshni R. Marfatia
Partner
M. No.: 106548
UDIN: 22106548AJKPMU8459
Mumbai, May 23, 2022.




Kotak Mahindra Investments Limited
 Regd. Office : 27BKC, C 27, G Block, Bandra Kurla Complex, Bandra (E), Mumbai - 400 051
 CIN : U65900MH1988PLC047986
 Website: www.kmil.co.in Telephone: 91 22 62185303
 Statement of Standalone Audited Financial Results as at March 31, 2022

Statement of Standalone Assets and Liabilities

(Rs. In lakhs)

Sr. No.	Particulars	As at	As at
		March 31, 2022	March 31, 2021
		Audited	Audited
ASSETS			
1	Financial assets		
a)	Cash and cash equivalents	36,964.89	14,691.83
b)	Bank Balance other than cash and cash equivalents	45.03	42.90
c)	Receivables		
	Trade receivables	72.87	122.85
	Other receivables	214.67	594.51
d)	Loans	666,846.66	620,983.57
e)	Investments	259,615.00	144,622.18
f)	Other Financial assets	224.19	221.99
	Sub total	963,983.31	781,279.83
2	Non-financial assets		
a)	Current Tax assets (Net)	1,702.42	1,517.82
b)	Deferred Tax assets (Net)	2,149.62	3,200.07
c)	Property, Plant and Equipment	87.40	127.26
d)	Intangible assets under development	3.25	3.30
e)	Other intangible assets	192.67	320.89
f)	Other Non-financial assets	245.12	270.46
	Sub total	4,380.48	5,439.80
	Total Assets	968,363.79	786,719.63
LIABILITIES AND EQUITY			
LIABILITIES			
1	Financial liabilities		
a)	Derivative financial instruments	-	1,524.25
b)	Payables		
	Trade Payables		
	Total outstanding dues of creditors other than micro enterprises and small enterprises	311.07	326.44
	Other Payables		
	Total outstanding dues of creditors other than micro enterprises and small enterprises	1,198.27	592.05
c)	Debt Securities	393,287.04	255,442.86
d)	Borrowings (Other than Debt Securities)	303,082.87	296,822.12
e)	Subordinated Liabilities	20,234.24	20,239.62
	Sub total	718,113.49	574,947.34
2	Non-Financial liabilities		
a)	Current tax liabilities (Net)	2,427.98	3,159.26
b)	Provisions	1,053.29	1,302.83
c)	Other non-financial liabilities	531.06	506.18
	Sub total	4,012.33	4,968.27
3	EQUITY		
a)	Equity Share Capital	562.26	562.26
b)	Other equity	245,675.71	206,241.76
	Sub total	246,237.97	206,804.02
	Total Liabilities and Equity	968,363.79	786,719.63




Kotak Mahindra Investments Limited
 Regd. Office : 27BKG, C 27, G Block, Bandra Kurla Complex, Bandra (E), Mumbai - 400 051
 CIN : U65900MH1988PLC047986
 Website: www.kmil.co.in Telephone: 91 22 62185303
 Statement of Standalone Audited Financial Results for the period ended March 31, 2022

Statement of Standalone Profit and Loss

(Rs. in lakhs)

Particulars	Quarter ended			Year ended	
	March 31, 2022	December 31, 2021	March 31, 2021	March 31, 2022	March 31, 2021
	Unaudited	Unaudited	Unaudited	Audited	Audited
REVENUE FROM OPERATIONS					
(i) Interest Income	21,125.06	20,960.37	17,157.41	79,595.35	70,874.46
(ii) Dividend Income	-	204.12	-	204.12	-
(iii) Fees and commission income	-	-	562.99	-	799.77
(iv) Net gain on fair value changes	1,384.88	3,281.21	1,284.40	8,605.06	4,213.66
(v) Net gain on derecognition of financial instruments under amortised cost category	-	-	-	110.11	-
(vi) Others	282.41	13.46	17.09	630.70	26.18
(I) Total Revenue from operations	22,792.35	24,459.16	19,021.89	89,145.34	75,914.07
(II) Other income	73.36	55.35	48.83	285.83	214.63
(III) Total income (I + II)	22,865.71	24,514.51	19,070.72	89,431.17	76,128.70
EXPENSES					
(i) Finance Costs	8,708.41	9,968.87	7,771.92	34,682.98	32,547.43
(ii) Impairment on financial instruments	(5,202.94)	(1,585.84)	(3,405.81)	(5,276.10)	3,347.58
(iii) Employee Benefits expenses	878.91	866.41	644.00	3,472.40	3,063.03
(iv) Depreciation, amortization and impairment	57.06	54.76	55.12	221.78	208.28
(v) Other expenses	631.94	920.47	1,441.43	3,117.80	3,351.46
(IV) Total expenses	5,073.38	10,222.67	6,506.66	36,218.84	42,517.78
(V) Profit/(loss) before tax (III - IV)	17,792.33	14,291.84	12,564.06	53,212.33	33,610.92
(VI) Tax expense					
(1) Current tax	3,154.21	3,601.90	2,316.90	12,471.53	8,879.85
(2) Deferred tax	1,395.37	58.88	870.98	1,125.75	(287.61)
Total tax expense (1+2)	4,549.58	3,660.78	3,187.88	13,597.28	8,592.24
(VII) Profit/(loss) for the period (V - VI)	13,242.75	10,631.06	9,376.18	39,615.05	25,018.68
(VIII) Other Comprehensive Income					
(i) Items that will not be reclassified to profit or loss					
- Remeasurements of the defined benefit plans	(33.39)	6.48	23.32	(36.37)	(1.90)
(ii) Income tax relating to items that will not be reclassified to profit or loss	8.40	(1.63)	(5.87)	9.15	0.48
Total (A)	(24.99)	4.85	17.45	(27.22)	(1.42)
(i) Items that will be reclassified to profit or loss					
- Financial Instruments measured at FVOCI	91.52	(366.89)	2.79	(256.55)	(0.53)
(ii) Income tax relating to items that will be reclassified to profit or loss	(21.45)	92.34	(0.71)	66.15	0.13
Total (B)	70.07	(274.55)	2.08	(190.40)	(0.40)
Other comprehensive income (A + B)	45.08	(269.70)	19.53	(217.62)	(1.82)
(IX) Total Comprehensive Income for the period (VII + VIII)	13,287.83	10,361.36	9,395.71	39,397.43	25,016.86
(X) Paid-up equity share capital (face value of Rs. 10 per share)	562.26	562.26	562.26	562.26	562.26
(XI) Earnings per equity share (not annualised):					
Basic & Diluted (Rs.)	235.53	189.08	166.76	704.57	444.97
See accompanying note to the financial results					

Place : Mumbai
 Date : May 23, 2022



(Rs. In lakhs)

Particulars	For the year ended	For the year ended
	March 31st, 2022	March 31st, 2021
	Audited	Audited
Cash flow from operating activities		
Profit before tax	53,212.33	33,610.92
Adjustments to reconcile profit before tax to net cash generated from / (used in) operating activities		
Depreciation, amortization and impairment	221.76	208.28
Dividend Received	(204.12)	-
Profit on Sale of Property, Plant and Equipment	(7.98)	(7.61)
Impairment on financial instruments	(5,276.10)	3,347.58
Net gain/ (loss) on financial instruments at fair value through profit or loss	(8,605.06)	(4,176.60)
Interest on Borrowing	34,682.98	32,547.43
Interest on Borrowing paid	(35,413.30)	(37,182.90)
ESOP Expense	36.52	99.13
Remeasurements of the defined benefit plans	(36.37)	(1.90)
Debt Instruments through Other Comprehensive Income	(256.55)	(0.53)
Operating profit before working capital changes	38,354.11	28,443.79
Working capital adjustments		
(Increase) / Decrease in Bank Balance other than cash and cash equivalents	(2.13)	1,454.46
(Increase) / Decrease in Loans	(40,782.17)	(87,773.37)
(Increase) / Decrease in Receivables	441.16	(282.70)
(Increase) / Decrease in Other Financial Assets	(0.06)	(25.00)
(Increase) / Decrease in Other Non Financial Assets	25.34	(28.78)
Increase / (Decrease) in Trade payables	(15.37)	(2,167.63)
Increase / (Decrease) in other Payables	606.21	(1,189.42)
Increase / (Decrease) in other non-financial liability:	24.88	(248.84)
Increase / (Decrease) provisions	(249.54)	626.65
(increase) / Decrease in unamortized discount	23,226.57	14,800.86
	(16,725.11)	(74,833.77)
Net Cash (used in) / generated from operations	21,629.00	(46,389.98)
Income tax paid (net)	(13,387.41)	(7,096.09)
Net cash (used in) / generated from operating activities	8,241.59	(53,486.06)
Cash flow from investing activities		
Purchase of investments	(4,533,177.89)	(2,648,612.42)
Sale of investments	4,419,219.09	2,583,776.72
Interest on Investments	7,528.03	6,069.75
Purchase of Property, Plant and Equipment	(85.58)	(151.63)
Sale of Property, Plant and Equipment	39.91	70.50
Dividend on investments	204.13	-
Net cash (used in) / generated from investing activities	(106,272.31)	(58,847.08)
Cash flow from financing activities		
Proceeds from Debt Securities	243,049.36	120,482.42
Repayment of Debt Securities	(115,669.29)	(178,230.94)
Intercompany Deposit issued	29,003.36	92,000.00
Intercompany Deposit Redeemed	(27,003.36)	(109,400.00)
Commercial Paper issued	2,268,427.96	873,262.34
Commercial Paper Redeemed	(2,257,000.00)	(863,764.49)
Term Loans Drawn/(repaid)	(9,999.90)	30,000.00
Increase/(Decrease) in Bank overdraft(Net)	(10,500.01)	3,656.99
Net cash generated/(used in) from Financing Activities	120,308.12	(31,993.68)
Net increase/ (decrease) in cash and cash equivalents	22,277.40	(144,326.82)
Cash and cash equivalents at the beginning of the year	14,694.70	159,021.52
Cash and cash equivalents at the end of the half year	36,972.10	14,694.69
Reconciliation of cash and cash equivalents with the balance sheet		
Cash and cash equivalents as per balance sheet		
Cash on hand	-	-
Balances with banks in current account	36,972.10	14,694.70
Cheques, drafts on hand	-	-
Cash and cash equivalents as restated as at the half year end *	36,972.10	14,694.70
* Cash and cash equivalents shown in Balance Sheet is net of ECL provision of Rs. 7.21 lakhs as at March 31, 2022 (Previous year: Rs. 2.87 lakhs)		

- I) The above Statement of cash flow has been prepared under the 'Indirect Method' as set out in Ind AS 7 - 'Statement of cash flow
 II) The previous period figures have been re-grouped, wherever necessary in order to conform to this period presentation
 III) Non-cash financing activity : ESOP from parent of Rs 36.52 lakh for year ended March 31st, 2022 (March 31st, 2021 - Rs 99.13 lakh
 IV) The previous year's figures have been re-grouped, wherever necessary in order to conform to this year's presentation



Kotak Mahindra Investments Limited

Regd. Office : 27BKC, C 27, G Block, Bandra Kurla Complex, Bandra (E), Mumbai - 400 051

CIN : U65900MH1988PLC047986

Website: www.kmil.co.in Telephone: 91 22 62185303

Statement of Standalone Audited Financial Results as at March 31, 2022

Notes:

- 1 The standalone annual financial results have been prepared in accordance with and comply in all material aspect with Indian Accounting Standards (Ind As) notified under section 133 of Companies Act , 2013 ('the ACT') read with the companies (Indian Accounting Standards) Rules,2015 as amended from time to time and other relevant provisions of the Act. The standalone annual financial statements, used to prepare the standalone financial results, are based on the notified Schedule III of the Act, as amended from time to time, for Non-Banking Financial Companies that are required to comply with Ind AS.
- 2 The above standalone results were reviewed by the Audit Committee and approved and taken on record by the Board of Directors at their respective meetings held on May 23, 2022, in terms Regulation 52 of the Securities and Exchange Board of India (Listing and other Disclosure Requirements) Regulations, 2015.
- 3 COVID-19 has had an extraordinary impact on macroeconomic conditions in India and around the world post declaration of it as a pandemic by World Health Organisation in March 2020. Nation-wide lockdown in April-May 2020 followed by localised lockdown were imposed to restrict the spread in areas with significant number of cases. The restrictions were gradually lifted leading to improvement in economic activity. This was followed by two waves of COVID-19 with outbreak of new variants which led to the re-imposition of regional lockdowns which were subsequently lifted supported by administration of the COVID vaccines to a large population in the country.

India is emerging from the Covid-19 pandemic. The extent to which any new wave of COVID-19 pandemic will impact the Company's results will depend on ongoing as well as future developments, including, among other things, any new information concerning the severity of the COVID-19 pandemic, and any action to contain its spread or mitigate its impact whether government-mandated or elected by us.

- 4 Information as required by Reserve Bank of India Circular on "Resolution Framework -2.0 Resolution of COVID 19 related stress of individual and small business" dated May 5, 2021 is attached as Annexure I.
- 5 On November 12, 2021, Reserve Bank of India issued circular requiring changes to and clarifying certain aspects of Income Recognition and Asset Classification norms. The Company has taken necessary steps to comply with these norms / changes as they become applicable. The Company continues to hold loan loss provisions as per existing Expected credit loss (ECL) model and policy and maintains adequate ECL provision as per IND AS 109.
- 6 Disclosure in compliance with Regulation 52(4) of Securities and Exchange Board of India(Listing Obligations and Disclosure Requirements) Regulations, 2015 for the year ended March 31, 2022 is attached as Annexure II.
- 7 Asset Cover available as on March 31, 2022 in case of non-convertible debt securities issued by company as per requirement of Regulation 54 read with Regulation 56(1)(d) of LODR Regulations is attached as Annexure III.
- 8 The figures for the corresponding three months ended March 31, 2021, as reported in these standalone financial results, have been approved by the Company's Board of Directors, but have not been audited or subjected to review by the statutory auditors of the Company.


The standalone results for the quarter ended March 31, 2022, being the balancing figure between the audited figures in respect of the full financial year and the published unaudited year to date figures up to the third quarter ended December 31, 2021, prepared in accordance with the recognition and measurement principles laid down in accordance with Ind AS 34 "Interim Financial Reporting" which were subject to limited review by us.


- 9 Disclosure pursuant to Master Direction – Reserve Bank of India (Transfer of Loan Exposures) Directions, 2021 in terms of RBI circular RBI/DOR/2021-22/86 DOR.STR.REC.51/21.04.048/2021-22 dated 24 September 2021

Particulars	During the Year ended March 31, 2022
Details of loans not in default that are transferred or acquired	Nil
Details of stress loans transferred or acquired	Nil


- 10 Figures for the previous period/year have been regrouped wherever necessary to conform to current period/year presentation.


For KALYANIWALLA & MISTRY LLP
CHARTERED ACCOUNTANTS
Firm Registration Number: 104607WW100166


Roshni R. Marfatia
Partner
Membership No.: 106548
Mumbai



For Kotak Mahindra Investments Limited


(Director)
Place: Mumbai
Date : May 23, 2022



Annexure I

Information as required by Reserve Bank of India Circular on resolution framework -2.0 Resolution of COVID 19 related stress of individual and small business dated May 5, 2021

Format X-Quarter ending March 31, 2022

(Rs. in lakhs)

Sr No.	Description	Individual Borrowers		Small businesses
		Personal Loans	Business Loans	
(A)	Number of requests received for invoking resolution process under Part A	-	-	-
(B)	Number of accounts where resolution plan has been implemented under this window	-	-	-
(C)	Exposure to accounts mentioned at (B) before implementation of the plan	-	-	-
(D)	Of (C), aggregate amount of debt that was converted into other securities	-	-	-
(E)	Additional funding sanctioned, if any, including between invocation of the plan and implementation	-	-	-
(F)	Increase in provisions on account of the implementation of the resolution plan	-	-	-




Annexure II

Disclosure in compliance with Regulation 52(4) of Securities and Exchange Board of India(Listing Obligations and Disclosure Requirements) Regulations, 2015 for the year ended March 31, 2022

Sr No.	Particulars	Ratio
a)	Omitted	-
b)	Omitted	-
c)	Debt Equity Ratio*	2.91:1
d)	Omitted	-
e)	Omitted	-
f)	Debt Service Coverage Ratio	Not applicable
g)	Interest Service Coverage Ratio	Not applicable
h)	Outstanding Redeemable Preference Shares(Quantity and value)	Not applicable
i)	Debenture redemption reserve	Debenture redemption reserve is not required in respect of privately placed debentures in terms of rule 18(7)(b)(ii) of Companies(Share capital and debentures) Rules ,2014
j)	Net Worth	Rs. 246,237.97 Lakhs
k)	Net Profit after Tax	Rs. 39,615.05 Lakhs
l)	Earning per share	Basic & Diluted - Rs. 704.57
m)	Current Ratio	1.08:1
n)	Long term debt to working capital ratio	9.03:1
o)	Bad Debt to account receivable ratio	0%
p)	Current Liability Ratio	59.44%
q)	Total Debt to Total assets*	74.00%
r)	Debtors Turnover	Not Applicable
s)	Inventory Turnover	Not Applicable
t)	Operating Margin(%)*	53.60%
u)	Net profit Margin(%)*	44.30%
v)	Sector Specific equivalent ratios such as	
	(i) Stage III ratio*	1.24%
	(ii) Provision coverage Ratio*	56.63%
	(iii) LCR Ratio	84.58%

*Formula for Computation of Ratios are as follows :-

(i) Debt Equity Ratio	$\frac{\text{Debt Securities} + \text{Borrowing other than Debt Securities} + \text{Subordinate Liabilities}}{\text{Equity Share Capital} + \text{Reserve and Surplus}}$
(ii) Total Debt to Total assets	$\frac{\text{Debt Securities} + \text{Borrowing other than Debt Securities} + \text{Subordinate Liabilities}}{\text{Total assets}}$
(iii) Operating Margin	$\frac{\text{Profit before tax} + \text{Impairment on financial instruments}}{\text{Total Income}}$
(iv) Net profit Margin	$\frac{\text{Profit after tax}}{\text{Total Income}}$
(v) Stage III ratio	$\frac{\text{Gross Stage III assets}}{\text{Total Gross advances and credit Substitutes}}$
(vi) Provision coverage Ratio	$\frac{\text{Impairment loss allowance for Stage III}}{\text{Gross Stage III assets}}$



Annexure III

Certificate for asset cover in respect of listed debt securities of the Kotak Mahindra Investments Limited

Based on examination of books of accounts and other relevant records/documents, we hereby certify that:

a) Kotak Mahindra Investments Limited(The "Company") has vide its Board Resolution and information memorandum/ shelf disclosure document and under various Debenture Trust Deeds, has issued the following listed debt securities:

(Rs. In lakhs)

Sr No.	ISIN	Private Placement/ Public Issue	Secured/ Unsecured	Face Value
1	INE975F07GF7	Private Placement	Secured	8,030.00
2	INE975F07GT8	Private Placement	Secured	1,700.00
3	INE975F07GU6	Private Placement	Secured	7,500.00
4	INE975F07HB4	Private Placement	Secured	20,000.00
5	INE975F07HC2	Private Placement	Secured	7,500.00
6	INE975F07HD0	Private Placement	Secured	40,000.00
7	INE975F07HE8	Private Placement	Secured	25,000.00
8	INE975F07HF5	Private Placement	Secured	5,000.00
9	INE975F07HG3	Private Placement	Secured	25,000.00
10	INE975F07HH1	Private Placement	Secured	25,000.00
11	INE975F07HI9	Private Placement	Secured	27,500.00
12	INE975F07HJ7	Private Placement	Secured	35,000.00
13	INE975F07HK5	Private Placement	Secured	30,000.00
14	INE975F07HL3	Private Placement	Secured	20,000.00
15	INE975F07HM1	Private Placement	Secured	20,000.00
16	INE975F07HN9	Private Placement	Secured	39,900.00
17	INE975F07HO7	Private Placement	Secured	10,000.00
18	INE975F07HP4	Private Placement	Secured	40,000.00
19	INE975F07HQ2	Private Placement	Secured	5,000.00
20	INE975F07HR0	Private Placement	Secured	7,500.00
21	INE975F08CR9	Private Placement	Unsecured	5,000.00
22	INE975F08CS7	Private Placement	Unsecured	5,000.00
23	INE975F08CT5	Private Placement	Unsecured	10,000.00

b) Asset Cover Statement:

i. The financial information as on March 31, 2022 has been extracted from the books of accounts for the year ended March 31, 2022 and other relevant records of the company :


ii. The assets of the Company provide coverage of 1.87 times of the interest and principal amount, which is in accordance with the terms of issue/ debenture trust deed (calculation as per statement of asset cover ratio for the Secured debt securities - table - I)

iii. The total assets of the Company provide coverage of 1.28 times of the principal, which is in accordance with the terms of issue (calculation as per statement of asset coverage ratio available for the unsecured debt securities - table - II) (as per requirement of Regulation 54 read with Regulation 56(1)(d) of LODR Regulations).

Table-I

(Rs. In lakhs)

Sr No.	Particulars	Amount
1	Total assets available for secured Debt Securities- (secured by either pari passu or exclusive charge on assets)	A 733,520.96
	Property Plant & Equipment (Fixed assets) - immovable property	6.72
	Loans /advances given (net of Provisions, NPAs and sell down portfolio), Debt Securities, other credit extended etc	703,961.57
	Receivables including interest accrued on Term loan/ Debt Securities etc	5,585.41
	Investment(s)	55,873.24
	Cash and cash equivalents and other current/ Non-current assets	37,017.14
	Total assets available for Secured loans and secured CC/OD borrowings from Banks at 1.1 times cover as per the requirement	(68,923.13)



2	Total borrowing through issue of secured Debt Securities (secured by either pari passu or exclusive charge on assets)(Details in Table below)	B	393,287.04
	Debt Securities		389,438.95
	IND - AS adjustment for effective Interest rate on secured Debt Securities		(119.53)
	Interest accrued/payable on secured Debt Securities		3,967.61
3	Asset Coverage Ratio (100% or higher as per the terms of offer document/information memorandum/debenture trust deed)	A/B	1.87:1

ISIN wise details

(Rs. In lakhs)

ISIN	Type of charge	Sanctioned Amount	Outstanding Amount as on March 31, 2022	Cover Required	Assets Required
INE975F07GF7	Pari Passu	8,030.00	8,020.46	100%	Refer Note 1
INE975F07GT8	Pari Passu	1,700.00	1,666.95	100%	Refer Note 1
INE975F07GU6	Pari Passu	7,500.00	8,031.36	100%	Refer Note 1
INE975F07HB4	Pari Passu	20,000.00	19,583.37	100%	Refer Note 1
INE975F07HC2	Pari Passu	7,500.00	7,715.81	100%	Refer Note 1
INE975F07HD0	Pari Passu	40,000.00	40,977.92	100%	Refer Note 1
INE975F07HE8	Pari Passu	25,000.00	26,526.79	100%	Refer Note 1
INE975F07HF5	Pari Passu	5,000.00	5,062.48	100%	Refer Note 1
INE975F07HG3	Pari Passu	25,000.00	26,555.36	100%	Refer Note 1
INE975F07HH1	Pari Passu	25,000.00	23,634.58	100%	Refer Note 1
INE975F07HI9	Pari Passu	27,500.00	25,401.43	100%	Refer Note 1
INE975F07HJ7	Pari Passu	35,000.00	31,837.77	100%	Refer Note 1
INE975F07HK5	Pari Passu	30,000.00	30,823.29	100%	Refer Note 1
INE975F07HL3	Pari Passu	20,000.00	18,372.87	100%	Refer Note 1
INE975F07HM1	Pari Passu	20,000.00	20,426.94	100%	Refer Note 1
INE975F07HN9	Pari Passu	39,900.00	36,496.31	100%	Refer Note 1
INE975F07HO7	Pari Passu	10,000.00	10,194.45	100%	Refer Note 1
INE975F07HP4	Pari Passu	40,000.00	40,523.51	100%	Refer Note 1
INE975F07HQ2	Pari Passu	5,000.00	5,071.82	100%	Refer Note 1
INE975F07HR0	Pari Passu	7,500.00	6,363.55	100%	Refer Note 1
Total			393,287.04		

Note 1

The Debenture shall be secured by way of first pari-passu charge in terms of the registered Debenture Trust Deed cum Deed of Mortgage for Flat No.F/401, Bhoomi Classic, Link Road, Opposite Life Style Malad (West) Mumbai 400064 measuring 340 sq.ft. (built up) situated at C.T.S. No. 1406G - 1/B, at village Malad, Taluka Borivali, Malad (West) Mumbai 400064 within the registration district of Bombay City and Bombay Suburban in the state of Maharashtra, and Moveable properties of the Company.

Movable Properties" shall mean, present and future:

- Receivables;
- Other book debts of the company (except the ones excluded from the definitions of Receivables),
- Other current assets of the Company (except the ones excluded from the definition of Receivables);And
- Other long term and current investments

Over which a charge by way of hypothecation is to be created by company in favour of the Debenture Trustee under the Deed, upto the extent required to maintain the Asset Cover Ratio at or above the Minimum Security Cover.





Table-II		(Rs. In lakhs)	
Sr No.	Particulars		Amount
1	Net assets of the listed entity available for unsecured lenders (Property Plant & Equipment (excluding intangible assets and prepaid expenses) + Investments + Cash & Bank Balances + Other current/ Non-current assets excluding deferred tax assets (-) Total assets available for secured lenders/creditors on pari passu/exclusive charge basis under the above heads (-) unsecured current/ non-current liabilities)	A	334,991.89
	Total assets of the Company excluding total assets available for secured Debt Securities(secured by pari-passu charge on assets) (As per Table I above)		340,233.92
	Less: unsecured current/ non-current liabilities		(5,242.04)
2	Total Borrowings (unsecured) Non-convertible Debt Securities Other Borrowings iND - AS adjustment for effective Interest rate on unsecured Borrowings	B	261,286.29 20,247.60 241,047.64 (8.95)
3	Asset Coverage Ratio	A/B	1.28


c) Compliance of all the covenants/terms of the issue in respect of listed debt securities

Covenants/terms of the issue of the listed debt securities (NCD's) as mentioned in Debenture trust deed have been complied by the Company.



Kotak Mahindra Investments Limited
 Regd. Office : 27BKC, C 27, G Block, Bandra Kurla Complex, Bandra (E), Mumbai - 400 051
 CIN : U65900MH1988PLC047985
 Website: www.kmil.co.in Telephone: 91 22 62185303
 Consolidated Related Party Transactions For Six Months Ended As on 31st March, 2022


PART A					(Rs In lakhs)			
S. No.	Details of the party (listed entity /subsidiary) entering into the transaction	Details of the counterparty		Type of related party transaction	Value of the related party transaction as approved by the audit committee (FY 2021-2022)	Value of transaction during the reporting period	In case monies are due to either party as a result of the transaction	
							Opening balance	Closing balance
1	Kotak Mahindra Investments Ltd	Kotak Mahindra Bank Ltd.	Holding Company	Equity Shares		-	562.26	562.26
2	Kotak Mahindra Investments Ltd	Kotak Mahindra Bank Ltd.	Holding Company	Share Premium		-	33,240.37	33,240.37
3	Kotak Mahindra Investments Ltd	Kotak Mahindra Bank Ltd.	Holding Company	ESOP Expenses	Approved by Board	16.70		
4	Kotak Mahindra Investments Ltd	Kotak Mahindra Bank Ltd.	Holding Company	Term Deposits Placed	Subject to regulatory limits (multiple times during the year)	365,150.00	-	-
5	Kotak Mahindra Investments Ltd	Kotak Mahindra Bank Ltd.	Holding Company	Term Deposits Repaid	Subject to regulatory limits (multiple times during the year)	365,150.00	-	-
6	Kotak Mahindra Investments Ltd	Kotak Mahindra Bank Ltd.	Holding Company	Interest Received on Term Deposits	1,400.00	209.20	-	-
7	Kotak Mahindra Investments Ltd	Kotak Mahindra Bank Ltd.	Holding Company	Borrowings availed		39,930.60	-	-
8	Kotak Mahindra Investments Ltd	Kotak Mahindra Bank Ltd.	Holding Company	Borrowings repaid	172,500.00	30,000.00	-	-
9	Kotak Mahindra Investments Ltd	Kotak Mahindra Bank Ltd.	Holding Company	Interest accrued on borrowing		1,453.96	-	-
10	Kotak Mahindra Investments Ltd	Kotak Mahindra Bank Ltd.	Holding Company	Payment of Interest accrued on borrowing	4,000.00	611.76	-	-
11	Kotak Mahindra Investments Ltd	Kotak Mahindra Bank Ltd.	Holding Company	Service Charges Received	55.00	25.20	-	-
12	Kotak Mahindra Investments Ltd	Kotak Mahindra Bank Ltd.	Holding Company	Demat Charges Paid		0.34	-	-
13	Kotak Mahindra Investments Ltd	Kotak Mahindra Bank Ltd.	Holding Company	Bank Charges paid	3.00	0.16	-	-
14	Kotak Mahindra Investments Ltd	Kotak Mahindra Bank Ltd.	Holding Company	Operating expenses paid	275.00	112.30	-	-
15	Kotak Mahindra Investments Ltd	Kotak Mahindra Bank Ltd.	Holding Company	Share Service Cost	1,000.00	38.57	-	-
16	Kotak Mahindra Investments Ltd	Kotak Mahindra Bank Ltd.	Holding Company	Licence Fees paid	600.00	251.45	-	-
17	Kotak Mahindra Investments Ltd	Kotak Mahindra Bank Ltd.	Holding Company	Royalty paid	300.00	94.90	-	-
18	Kotak Mahindra Investments Ltd	Kotak Mahindra Bank Ltd.	Holding Company	Interest on borrowings paid	4,000.00	589.54	-	-
19	Kotak Mahindra Investments Ltd	Kotak Mahindra Bank Ltd.	Holding Company	Referral Fees paid	150.00	10.50	-	-
20	Kotak Mahindra Investments Ltd	Kotak Mahindra Bank Ltd.	Holding Company	IPA Fees paid		2.00	-	-
21	Kotak Mahindra Investments Ltd	Kotak Mahindra Bank Ltd.	Holding Company	Transfer of liability to group companies	On Actual	8.52	-	-
22	Kotak Mahindra Investments Ltd	Kotak Mahindra Bank Ltd.	Holding Company	Transfer of liability from group companies	On Actual	26.93	-	-
23	Kotak Mahindra Investments Ltd	Kotak Mahindra Bank Ltd.	Holding Company	Transfer of assets from group companies		6.21	-	-
24	Kotak Mahindra Investments Ltd	Kotak Mahindra Bank Ltd.	Holding Company	Transfer of assets to group companies	50.00	2.26	-	-
25	Kotak Mahindra Investments Ltd	Kotak Mahindra Bank Ltd.	Holding Company	Balance in current account	-	-	23,530.07	36,683.79
26	Kotak Mahindra Investments Ltd	Kotak Mahindra Bank Ltd.	Holding Company	Capital contribution from Parent	-	-	561.63	566.13
27	Kotak Mahindra Investments Ltd	Kotak Mahindra Bank Ltd.	Holding Company	Term Deposits Placed	-	-	43.95	44.94
28	Kotak Mahindra Investments Ltd	Kotak Mahindra Bank Ltd.	Holding Company	Interest accrued on Term Deposits placed	-	-	0.11	0.11
29	Kotak Mahindra Investments Ltd	Kotak Mahindra Bank Ltd.	Holding Company	Borrowings	-	-	15,005.85	25,513.45
30	Kotak Mahindra Investments Ltd	Kotak Mahindra Bank Ltd.	Holding Company	Service charges payable	-	-	352.63	114.71
31	Kotak Mahindra Investments Ltd	Kotak Mahindra Bank Ltd.	Holding Company	Service charges receivable	-	-	4.54	13.49
32	Kotak Mahindra Investments Ltd	Kotak Mahindra Bank Ltd.	Holding Company	Demat Charges Payable	-	-	0.33	0.67
33	Kotak Mahindra Investments Ltd	Kotak Securities Limited	Subsidiaries of Holding Company	Interest paid on Non Convertible Debentures Issued	1,800.00	775.62	-	-
34	Kotak Mahindra Investments Ltd	Kotak Securities Limited	Subsidiaries of Holding Company	Demat Charges paid	0.50	0.42	-	-
35	Kotak Mahindra Investments Ltd	Kotak Securities Limited	Subsidiaries of Holding Company	License Fees Paid	10.00	3.93	-	-
36	Kotak Mahindra Investments Ltd	Kotak Securities Limited	Subsidiaries of Holding Company	Expense reimbursement to other company	Approved by Board	0.20	-	-
37	Kotak Mahindra Investments Ltd	Kotak Securities Limited	Subsidiaries of Holding Company	Sale of Securities	200,000.00	6,150.78	-	-
38	Kotak Mahindra Investments Ltd	Kotak Securities Limited	Subsidiaries of Holding Company	Payment of interest accrued on NCDs Issued		966.76	-	-
39	Kotak Mahindra Investments Ltd	Kotak Securities Limited	Subsidiaries of Holding Company	Interest Accrued on NCDs Issued	1,800.00	186.88	-	-
40	Kotak Mahindra Investments Ltd	Kotak Mahindra Capital Company Limited	Subsidiaries of Holding Company	Payment of Interest accrued on NCDs Issued	-	31.78	-	-
41	Kotak Mahindra Investments Ltd	Kotak Securities Limited	Subsidiaries of Holding Company	Non Convertible Debentures issued	-	-	18,980.79	18,194.67
42	Kotak Mahindra Investments Ltd	Kotak Securities Limited	Subsidiaries of Holding Company	Other Receivable	-	-	0.00	175.24
43	Kotak Mahindra Investments Ltd	Kotak Securities Limited	Subsidiaries of Holding Company	Demat charges payable	-	-	0.26	0.26
44	Kotak Mahindra Investments Ltd	Kotak Securities Limited	Subsidiaries of Holding Company	Service charges Payable	-	-	0.71	1.44
45	Kotak Mahindra Investments Ltd	Kotak Mahindra Prime Limited	Subsidiaries of Holding Company	Inter Corporate Deposits		10,000.00	-	-
46	Kotak Mahindra Investments Ltd	Kotak Mahindra Prime Limited	Subsidiaries of Holding Company	Inter Corporate Deposits repaid	100,000.00	10,000.00	-	-
47	Kotak Mahindra Investments Ltd	Kotak Mahindra Prime Limited	Subsidiaries of Holding Company	Interest received on Inter Corporate Deposits	825.00	9.04	-	-
48	Kotak Mahindra Investments Ltd	Kotak Mahindra Prime Limited	Subsidiaries of Holding Company	Service Charges Received	135.00	64.20	-	-
49	Kotak Mahindra Investments Ltd	Kotak Mahindra Prime Limited	Subsidiaries of Holding Company	Transfer of liability to group companies	On Actual	9.80	-	-



Kotak Mahindra Investments Limited
 Regd. Office : 27BKC, C 27, G Block, Bandra Kurla Complex, Bandra (E), Mumbai - 400 051
 CIN : U65900MH1988PLC047986
 Website: www.kmil.co.in Telephone: 91 22 62185303
 Consolidated Related Party Transactions For Six Months Ended As on 31st March, 2022

50	Kotak Mahindra Investments Ltd	Kotak Mahindra Prime Limited	Subsidiaries of Holding Company	Service charges Receivable	-	-	11.65	19.51
51	Kotak Mahindra Investments Ltd	Kotak Mahindra Prime Limited	Subsidiaries of Holding Company	Service charges Payable	-	-	0.00	-
52	Kotak Mahindra Investments Ltd	Kotak Mahindra Prime Limited	Subsidiaries of Holding Company	Payment of Interest accrued on ICDs Issued	-	0.37	-	-
53	Kotak Mahindra Investments Ltd	Kotak Infrastructure Debt Fund Limited	Subsidiaries of Holding Company	Service Charges Received	20.00	8.25	-	-
54	Kotak Mahindra Investments Ltd	Kotak Infrastructure Debt Fund Limited	Subsidiaries of Holding Company	Service charges Receivable	-	-	1.48	1.49
55	Kotak Mahindra Investments Ltd	Kotak Mahindra General Insurance Company	Subsidiaries of Holding Company	Insurance premium paid	5.00	0.76	-	-
56	Kotak Mahindra Investments Ltd	Kotak Mahindra General Insurance Company	Subsidiaries of Holding Company	Insurance premium paid in advance	-	-	0.67	0.64
57	Kotak Mahindra Investments Ltd	Kotak Mahindra Life Insurance Company Limited	Subsidiaries of Holding Company	Insurance premium paid	5.00	2.53	-	-
58	Kotak Mahindra Investments Ltd	Kotak Mahindra Life Insurance Company Limited	Subsidiaries of Holding Company	Insurance premium paid in advance	-	-	2.73	10.55
59	Kotak Mahindra Investments Ltd	Kotak Mahindra Asset Management Company	Subsidiaries of Holding Company	Employee Liability transfer out	-	0.36	-	-
60	Kotak Mahindra Investments Ltd	Kotak Investment Advisors Limited	Subsidiaries of Holding Company	Employee Liability transfer out	-	1.00	-	-
61	Kotak Mahindra Investments Ltd	Phoenix ARC Private Limited	Associate of Holding Company	Investments – Gross	-	-	6,100.50	6,100.50
62	Kotak Mahindra Investments Ltd	Business Standard Private Limited	Significant Influence of Uday Kotak	Investments – Gross	-	-	0.20	0.20
63	Kotak Mahindra Investments Ltd	Amit Bagri	Key management personnel	Remuneration	-	92.90	-	-
64	Kotak Mahindra Investments Ltd	Chandrashekhar Sathe	Independent Director	Director Commission	Approved by Board	10.00	-	-
65	Kotak Mahindra Investments Ltd	Padmini Khare Kaicker	Independent Director	Director Commission	Approved by Board	10.00	-	-
66	Kotak Mahindra Investments Ltd	Chandrashekhar Sathe	Independent Director	Director Sitting Fees	Approved by Board	9.70	-	-
67	Kotak Mahindra Investments Ltd	Padmini Khare Kaicker	Independent Director	Director Sitting Fees	Approved by Board	8.30	-	-

For Kotak Mahindra Investments Limited


 (Director)
 Place: Mumbai
 Date : May 23, 2022




PART B

(Rs In lakhs)

S. No.	Details of the party (listed entity /subsidiary) entering into the transaction	Details of the counterparty		Type of related party transaction	In case any financial indebtedness is incurred to make or give loans, inter-corporate deposits, advances or investments			Details of the loans, inter-corporate deposits, advances or investments				
	Name	Name	Relationship of the counterparty with the listed entity or its subsidiary		Nature of indebtedness (loan/ issuance of debt/ any other etc.)	Cost	Tenure	Nature (loan/ advance/ inter-corporate deposit/ investment)	Interest Rate (%)	Tenure	Secured/ unsecured	Purpose for which the funds will be utilised by the ultimate recipient of funds (endusage)
1	Kotak Mahindra Investments Ltd	Kotak Mahindra Bank Ltd.	Holding Company	Borrowings availed	WCDL Loan- Rs.30,000 lakhs, Non Convertible Debentures(NCD) Rs.10,000 lakhs	5.01%	195	Borrowings availed	-	-	Secured	Funds shall be used for Financing/lending activities , to repay debts of the company , business operations of the company . Further pending utilisation it may be utilised/invested in Fixed deposit, mutual funds, G sec, Tbill, SDL and other approved instruments for temporary purposes
2	Kotak Mahindra Investments Ltd	Kotak Mahindra Bank Ltd.	Holding Company	Borrowings repaid	WCDL Loan- Rs.30,000 Lakhs	-	NA	Borrowings repaid	NA	NA	Secured	NA
3	Kotak Mahindra Investments Ltd	Kotak Mahindra Prime Limited	Subsidiaries of Holding Company	Inter Corporate Deposits	Borrowed from Outside capital market	-	NA	Inter Corporate Deposits	5.50%	6	Unsecured	NA
4	Kotak Mahindra Investments Ltd	Kotak Mahindra Prime Limited	Subsidiaries of Holding Company	Inter Corporate Deposits repaid	-	-	NA	Inter Corporate Deposits repaid	NA	NA	NA	NA

For Kotak Mahindra Investments Limited



(Director)
 Place: Mumbai
 Date : May 23, 2022

